

CHICAGO BUSINESS ACTIVITY INDEX

CBAI decreased in August

The Chicago Business Activity Index (CBAI) decreased to 98.7 in August from 103.0 in July. The fall is attributed to a decrease in job growth in the nonmanufacturing sector and to a fall in retail activity in the Chicago area.

In August, the national and regional economies shared negative features. The Federal Reserve Board announced that the industrial production index decreased 0.1 percent in August after having increased 0.2 percent in July. Capacity utilization for the industrial sector fell 0.3 percentage points to 78.8 in August. The Chicago Fed reported that the Chicago Fed National Activity Index (CFNAI) decreased to -0.21 in August from +0.26 in July, led by a fall in production- and employment-related indicators. In the Chicago region, the employment in manufacturing and construction rose 0.08 percent and 0.8 percent respectively in August. The employment in nonmanufacturing fell 0.02 percent. Retail sales are estimated to have fallen 0.12 percent.

In the coming months, the national economy is likely to stay on the path to recovery. The economic growth reflected in the CFNAI-MA3 suggests that national economic activity was slightly above its historical trend. The Bureau of Labor Statistics reported that total nonfarm payroll employment rose by 248,000 in August, and the unemployment rate declined to 5.9 percent. Considering recent national economic conditions and movements of projected CBAI, the Chicago economy is expected to continue its recovery trend over the next several months.

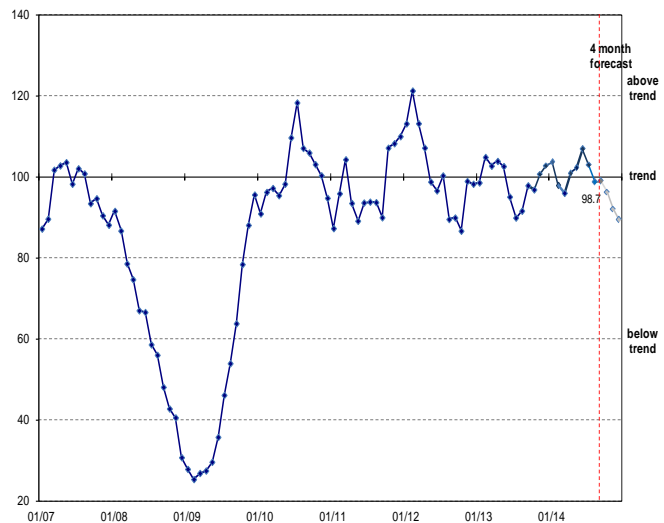
Release Date:
October 17, 2014

Next Release Date:
November 18, 2014

Visit our web-site at www.real.illinois.edu

CBAI (Current: 98.7)			
	1 month	3 month	1 year
Historical (ago)	103.0	102.2	91.6
Forecast (ahead)	98.9	92.1	97.9

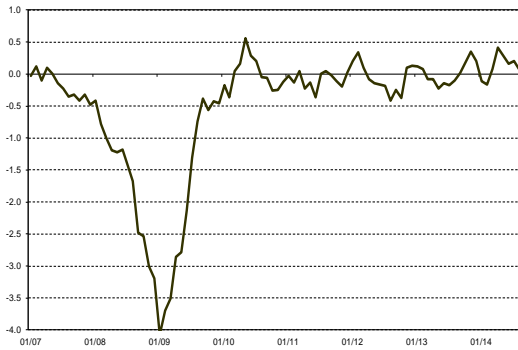
Chicago Business Activity Index



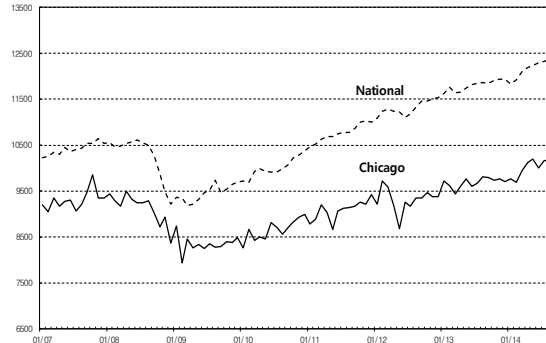
REGIONAL | ECONOMICS | APPLICATIONS | LABORATORY

* National indicators are rescaled for comparison

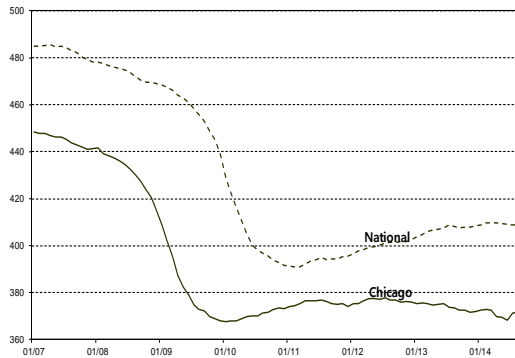
Chicago Fed National Activity Index (CFNAI-MA3)



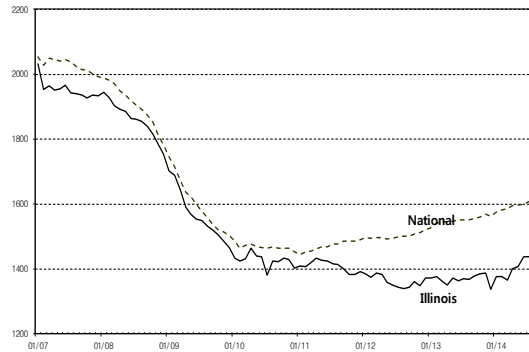
Chicago & National Retail Sales



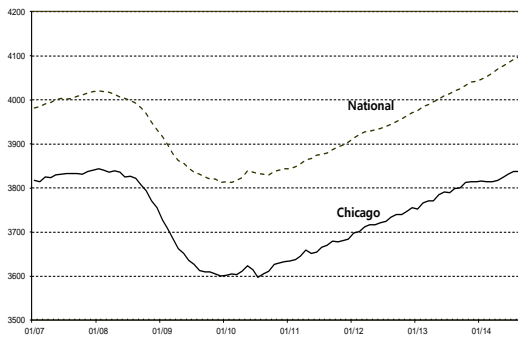
Chicago & National Manufacturing Employment



Illinois & National Construction



Chicago & National Non-manufacturing Employment



Economic Activity: Summary

Percentage change compared to the previous period

Months ago	National			Chicago		
	12	3	1	12	3	1
Mfgn	1.33	0.34	-0.03	-0.52	0.55	0.08
NMfgn	1.92	0.51	0.15	1.03	0.36	-0.02
Cons	3.89	0.90	0.26	5.94	2.95	0.80
Retail	4.50	1.23	0.59	3.45	-0.48	-0.12

Note: All series are seasonally adjusted.

The Chicago Business Activity Index (CBAI) is a monthly statistic that measures the changes in the business cycle status of the six-county Chicago region. The CBAI leads the local business cycle by three-to-four months. REAL's approach to constructing this index, using the principal components regression method, directs attention to the relationship between local and national business cycle.

REGIONAL | ECONOMICS | APPLICATIONS | LABORATORY

For more information please contact:
 Kijin Kim, Research Assistant
 T. (217) 244-7226; kkim96@illinois.edu

University of Illinois
 220 Davenport Hall, 607 S. Mathews Ave.
 Urbana, IL 61801-3671; www.real.illinois.edu