

CHICAGO BUSINESS ACTIVITY INDEX – June 2017

CBAI increased in April

The Chicago Business Activity Index (CBAI) increased to 96.7 in April from 96.3 in March. The rise is attributed to positive job growth in manufacturing and to an increase in nationwide economic activities measured by the Chicago Fed National Activity Index (CFNAI).

In April, the national and regional economies presented mixed features. The Federal Reserve Board announced that the industrial production index advanced 1.0 percent in April for its third consecutive monthly increase. Capacity utilization for the industrial sector increased 0.6 percentage point in April to 76.7 percent. The Chicago Fed reported that the Chicago Fed National Activity Index (CFNAI) rose to +0.49 in April from +0.07 in March. In the Chicago region, employment in the manufacturing increased 0.06 percent in April. Employment in the nonmanufacturing and the construction sector decreased 0.14 percent and 2.61 percent, respectively, in April. Retail sales are estimated to have declined 0.59 percent during the same period.

In the coming months, the national economy is likely to stay on the expansion phase. The economic growth reflected in the CFNAI-MA3 suggests that growth in national economic activity is above its historical trend. The Bureau of Labor Statistics reported that total nonfarm payroll employment increased by 138,000 and the unemployment rate was little changed at 4.3 percent in May. Considering recent national economic conditions and movements of projected CBAI, the Chicago economy is expected to continue its expansion trend over the next several months.

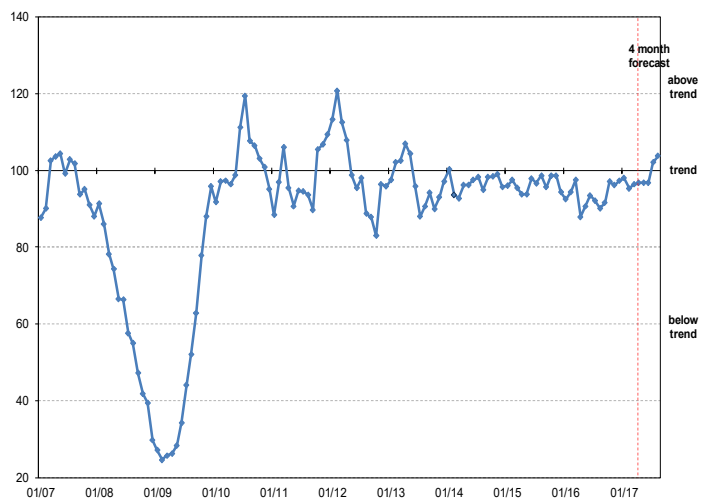
Chicago Business Activity Index

Release Date:
June 18, 2017

Next Release Date:
July 18, 2017

Visit our web-site at www.real.illinois.edu

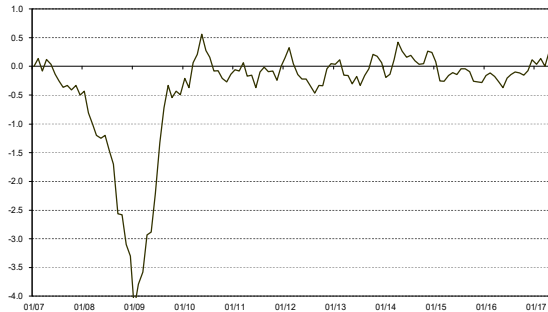
CBAI (Current: 96.7)			
	1 month	3 month	1 year
Historical (ago)	96.3	98.0	87.9
Forecast (ahead)	96.8	102.1	-



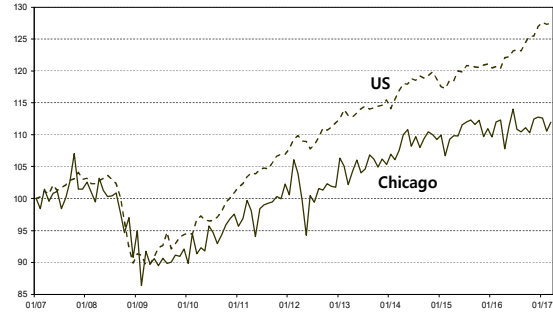
REGIONAL | ECONOMICS | APPLICATIONS | LABORATORY

* January 2007 = 100

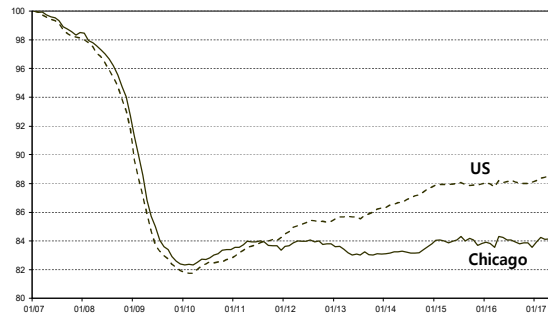
Chicago Fed National Activity Index(CFNAI-MA3)



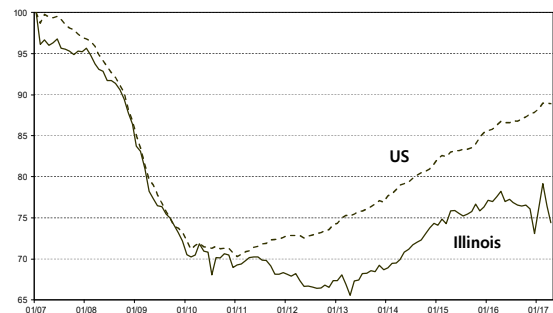
Retail Sales



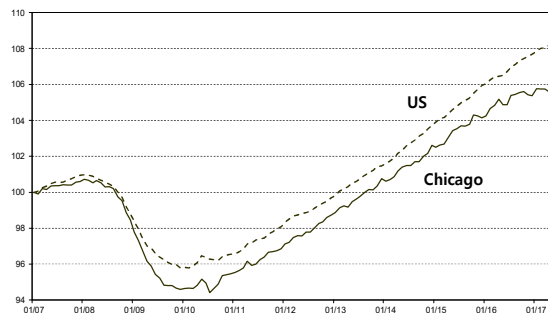
Manufacturing Employment



Construction Employment



Non-manufacturing Employment



Economic Activity: Summary

Months ago	Percentage change compared to the previous period					
	National			Chicago		
	12	3	1	12	3	1
Mfgn	0.35	0.36	0.09	-0.17	0.25	0.06
NMfgn	1.62	0.31	0.12	0.40	-0.15	-0.14
Cons	2.48	0.78	-0.01	-4.83	-2.20	-2.61
Retail	4.94	0.41	0.52	3.45	-0.86	-0.59

Note: All series are seasonally adjusted.

The Chicago Business Activity Index (CBAI) is a monthly statistic that measures the changes in the business cycle status of the Chicago metropolitan area. The CBAI leads the local business cycle by three-to-four months. REAL's approach to constructing this index, using the principal components regression method, directs attention to the relationship between local and national business cycle.

REGIONAL | ECONOMICS | APPLICATIONS | LABORATORY

For more information, please contact:
 Whayoung Jung, Research Assistant
wjung16@illinois.edu

University of Illinois
 318 Davenport Hall, 607 S. Mathews Ave.
 Urbana, IL 61801-3671; www.real.illinois.edu