

CHICAGO BUSINESS ACTIVITY INDEX – September 2017

CBAI increased in July

The Chicago Business Activity Index (CBAI) increased to 97.1 in July from 96.9 in June. The rise is mainly attributed to the positive non-manufacturing job growth in the Chicago area.

In July, the national and regional economies presented mixed features. The Federal Reserve Board announced that the industrial production rose 0.2 percent in June following a 3-month consecutive growth. Capacity utilization for the industrial sector was unchanged in July at 76.7 percent. The Chicago Fed reported that the Chicago Fed National Activity Index (CFNAI) moved down to -0.01 in July from +0.16 in June. In the Chicago region, employment in the manufacturing decreased 0.11 percent, while employment in the nonmanufacturing sector increased 0.05 in July. Employment in the construction sector decreased 0.90 percent and retail sales are estimated to have decreased 0.46 percent during the same period.

In the coming months, the national economy is likely to stay on the expansion phase. The economic growth reflected in the CFNAI-MA3 suggests that growth in national economic activity is slightly below its historical trend. The Bureau of Labor Statistics reported that total nonfarm payroll employment increased by 156,000 in August, and the unemployment rate was little changed at 4.4 percent. Considering recent national economic conditions and movements of projected CBAI, the Chicago economy is expected to slow down its expansion trend over the next several months.

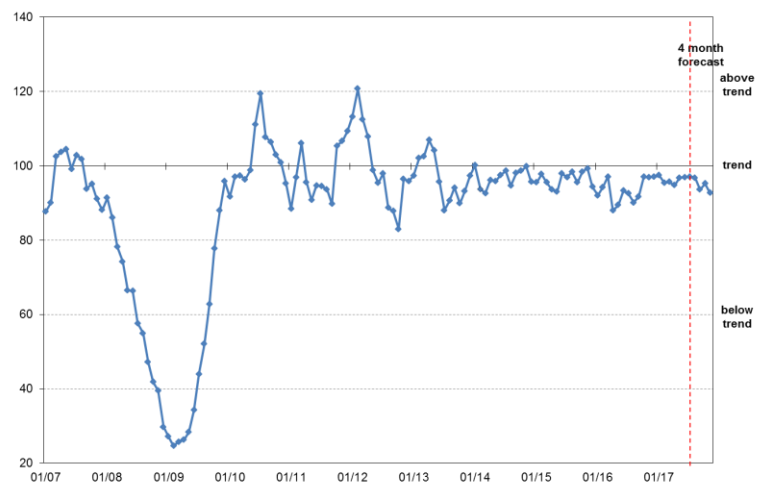
Release Date:
September 18, 2017

Next Release Date:
October 18, 2017

Visit our web-site at www.real.illinois.edu

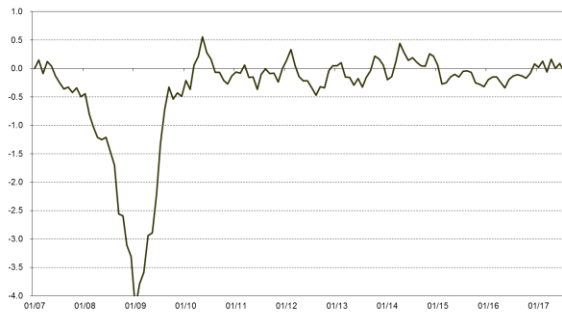
CBAI (Current: 97.1)			
	1 month	3 month	1 year
Historical (ago)	96.9	94.8	92.6
Forecast (ahead)	96.8	95.2	-

Chicago Business Activity Index



* January 2007 = 100

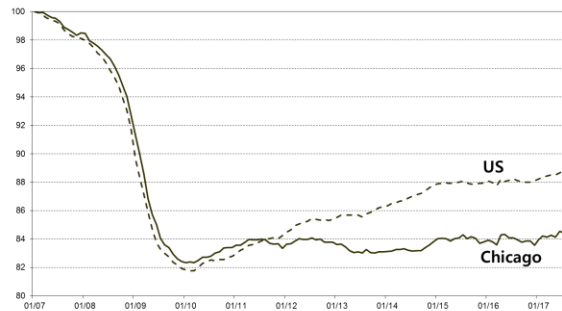
Chicago Fed National Activity Index(CFNAI-MA3)



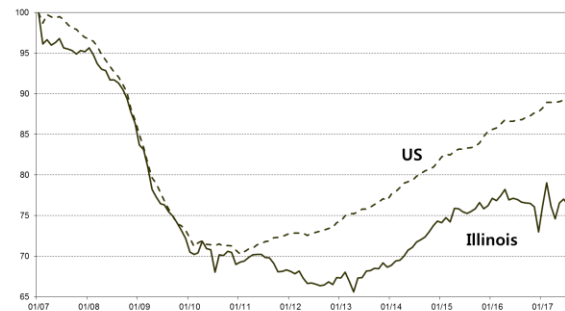
Retail Sales



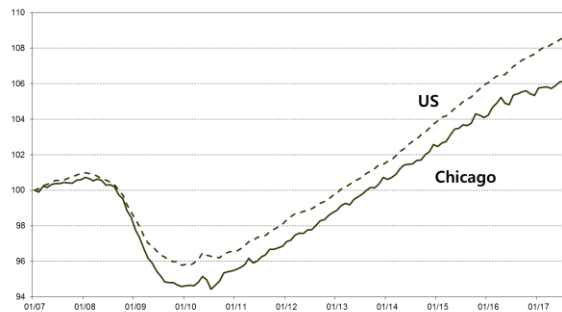
Manufacturing Employment



Construction Employment



Non-manufacturing Employment



Economic Activity: Summary

Months ago	Percentage change compared to the previous period					
	National			Chicago		
	12	3	1	12	3	1
Mfgn	0.69	0.38	0.21	0.45	0.20	-0.11
NMfgn	1.54	0.37	0.12	0.75	0.40	0.05
Cons	2.71	0.28	-0.04	-0.84	2.35	-0.90
Retail	4.04	0.24	-0.01	1.37	1.23	-0.46

Note: All series are seasonally adjusted.

The Chicago Business Activity Index (CBAI) is a monthly statistic that measures the changes in the business cycle status of the Chicago metropolitan area. The CBAI leads the local business cycle by three-to-four months. REAL's approach to constructing this index, using the principal components regression method, directs attention to the relationship between local and national business cycle.