

# Illinois Job Index



## Illinois Coalition for Jobs, Growth & Prosperity

Release <b>4/20/2007</b>	data <b>Jan 1990 / Mar 2007</b>	Issue <b>2007.4</b>	<b>www.jobsillinois.us</b>
-----------------------------	------------------------------------	------------------------	----------------------------

For the April 2007 Illinois Job Index, the Coalition issued a Positive rating. Both the Nation and the RMW grew faster than Illinois.

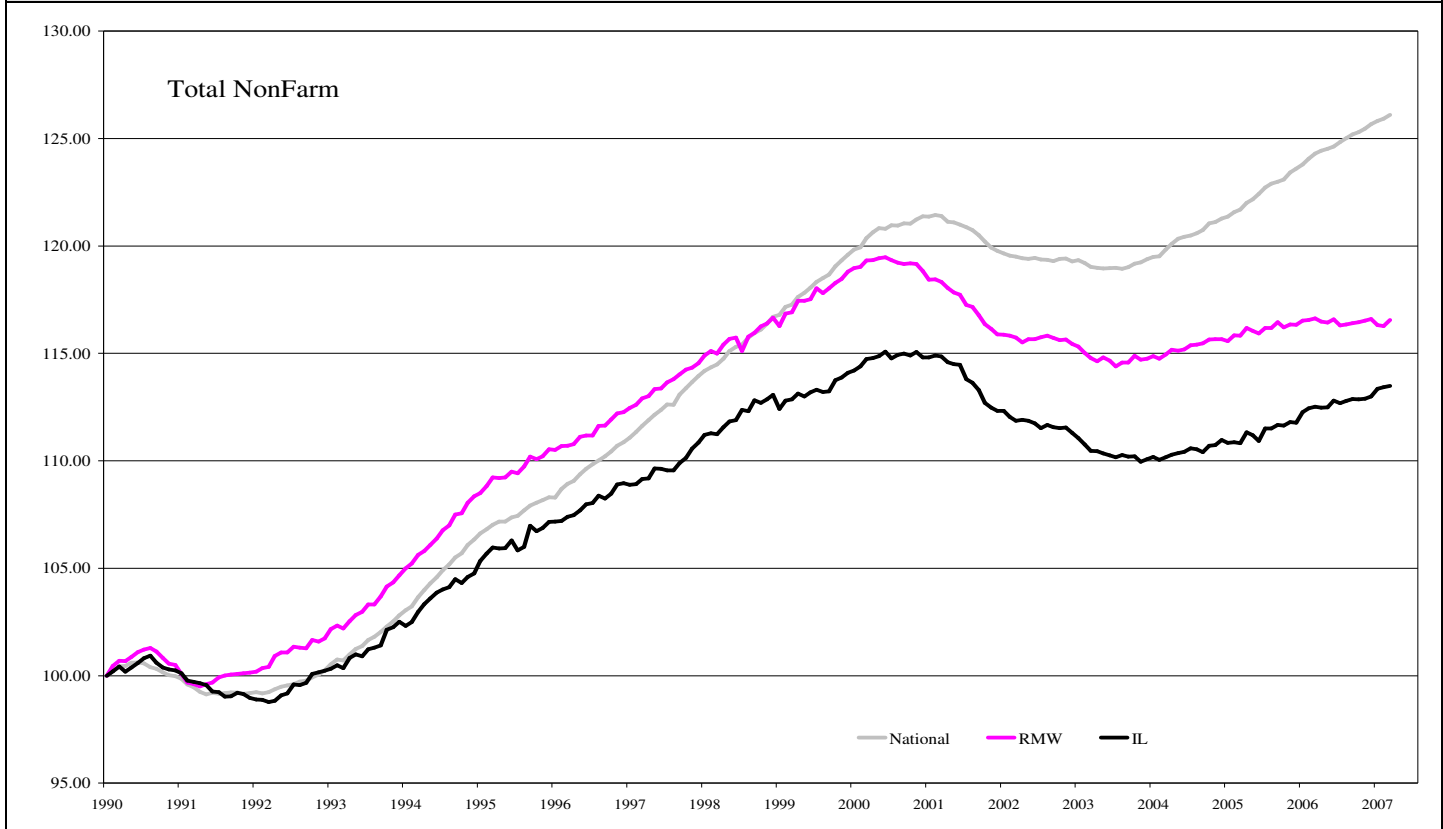
The Illinois Coalition for Jobs, Growth & Prosperity publishes the monthly Illinois Job Index and MSA Report as tools for elected officials, policy leaders and the public. We can better understand the Illinois economy and business climate by comparing and measuring Illinois employment growth rates against those of the Rest of the Midwest (RMW: Indiana, Iowa, Michigan, Missouri, Ohio and Wisconsin) and the Nation. Data and analysis is provided by the Illinois Economic Observatory / Regional Economics Applications Laboratory, University of Illinois.

	<b>April 2007 Positive</b>		<b>Feb 2007 – Mar 2007</b>		<b>Last 12 months</b>	
		<b>Total non-farm employment</b>	Growth Rate %	Number of Jobs	Growth Rate%	Number of Jobs
		Nation	<b>+0.13</b>	<b>+180,000</b>	<b>+1.45</b>	<b>+1,963,000</b>
		RMW	<b>+0.23</b>	<b>+45,800</b>	<b>- 0.06</b>	<b>- 12,800</b>
		Illinois	<b>+0.06</b>	<b>+3,400</b>	<b>+0.86</b>	<b>+51,200</b>

## Talking Points

<b>Illinois Notes</b>	<ul style="list-style-type: none"> <li>▪ Illinois added 3,400 new jobs at a 0.06% growth rate during March and thereby maintained a positive rating that has continued since November 2006.</li> <li>▪ The growth rate in March remains below the average growth rate of 0.08% in the recent recovery period for Illinois since early 2004.</li> <li>▪ Unlike February, Illinois' performance in job creation fell behind both Nation and RMW in March. The rate of job gain for Nation and RMW during March was 0.13% and 0.23% respectively. During March, RMW recovered from a declining trend since January.</li> <li>▪ Contrary to the monthly scenario, in terms of the 12-month job gain, the Nation is ahead of both Illinois and the RMW with the RMW registering a negative growth over the past year.</li> <li>▪ Over the last 12 months, Illinois has gained 51,200 new jobs at 0.86% which is the lowest since January 2006. The nation, in that period, gained 1,963,000 jobs. RMW, however, continued a negative rating for the third consecutive month by losing 12,800 jobs over the last 12 months.</li> <li>▪ Illinois' growth advantage over the RMW since December 2006 has been reversed in March due to a 0.23% gain for the RMW.</li> </ul>
<b>Nation Notes</b>	<ul style="list-style-type: none"> <li>▪ The 180,000 increase in US payroll during March up from a 113,000 gain in February which was also revised higher, outran the 135,000 forecast by the economists and that of a Reuter's survey consensus of 120,000.</li> <li>▪ The 0.13% growth rate in March is the highest monthly rate for the Nation in 2007.</li> <li>▪ The nation grew by 1.45% during the last 12-month period, which based on revised data, is the smallest rate for any consecutive 12-month period since October 2004.</li> <li>▪ Despite a rise in job growth rate in US in March, the rate is still on the low side compared to the trend since September 2003 when the country started to recover from the recent recession at an average monthly rate of 0.14%.</li> <li>▪ Average monthly job gain in 2007 of 151,667 in the US so far is below the average monthly job gain of 188,600 in 2006.</li> </ul>

## Total non-farm Employment growth rate Jan 1990 – Feb 2007

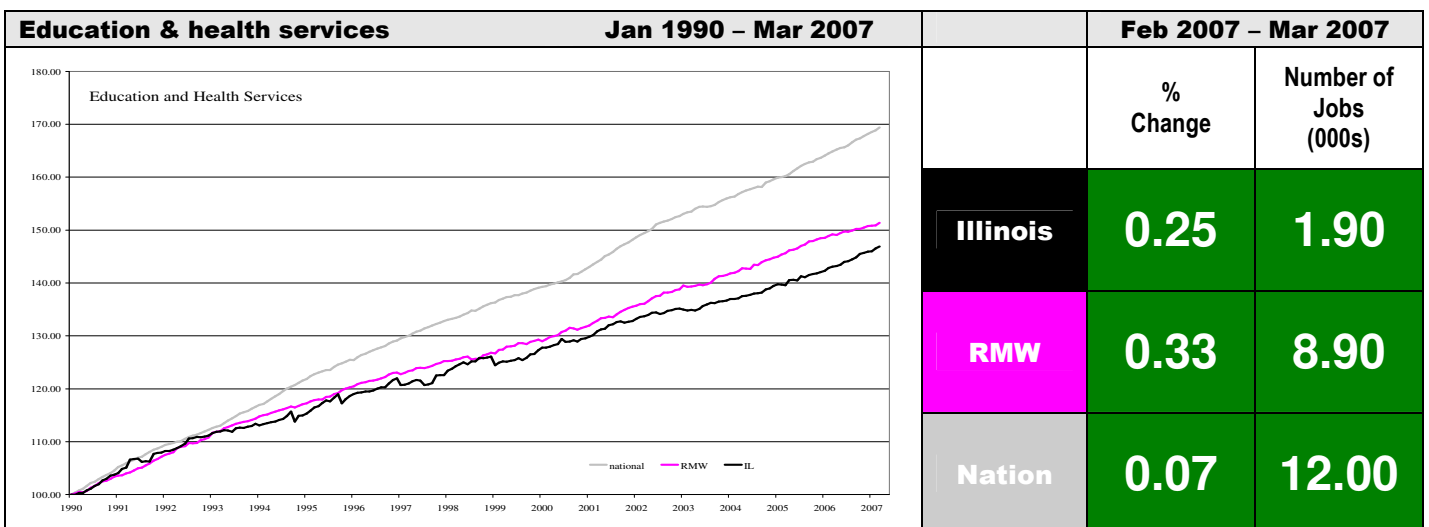
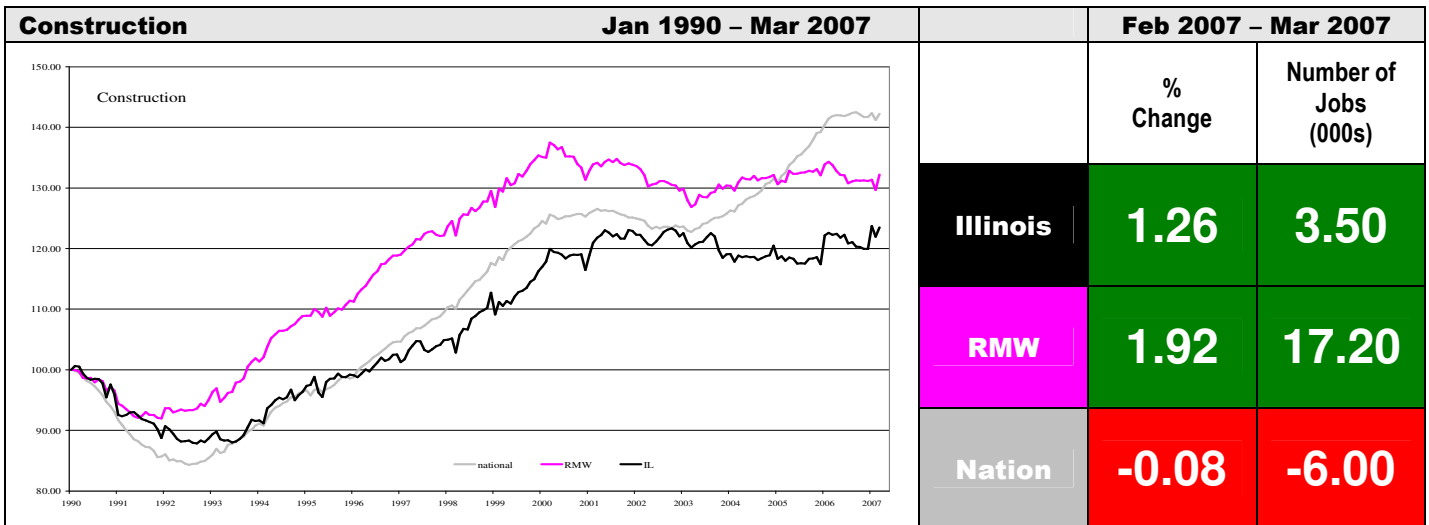


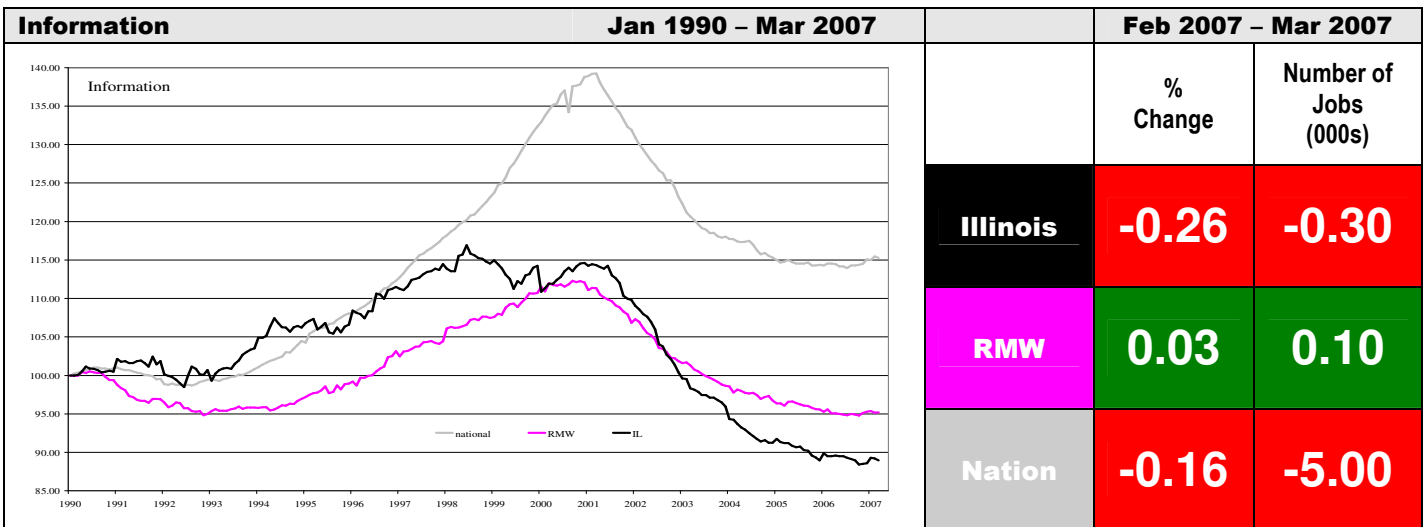
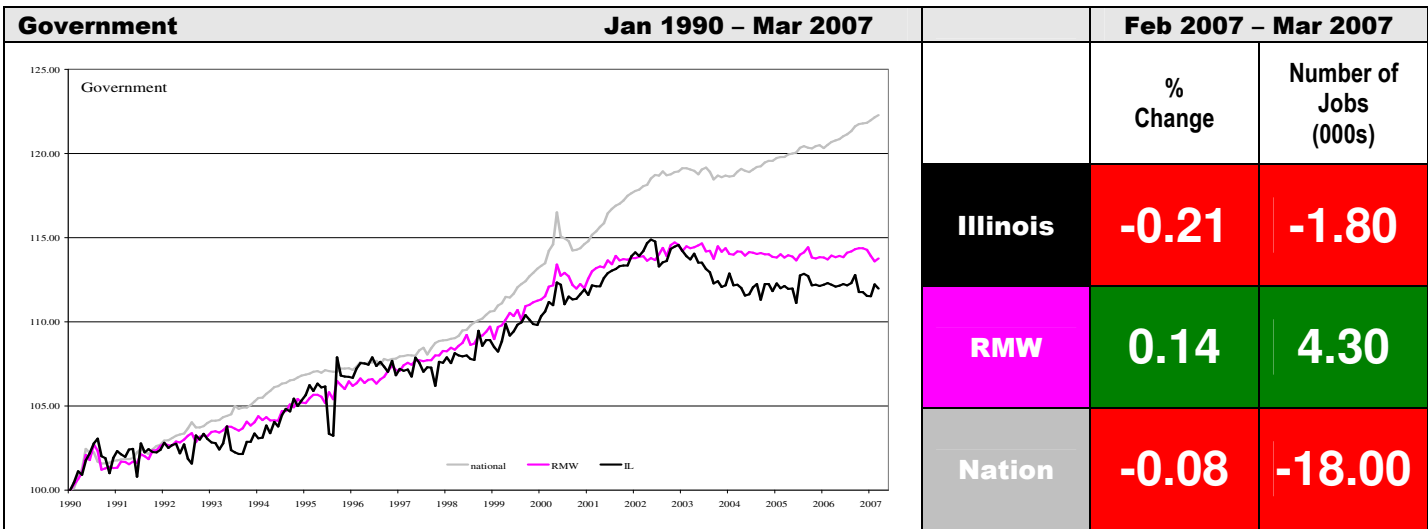
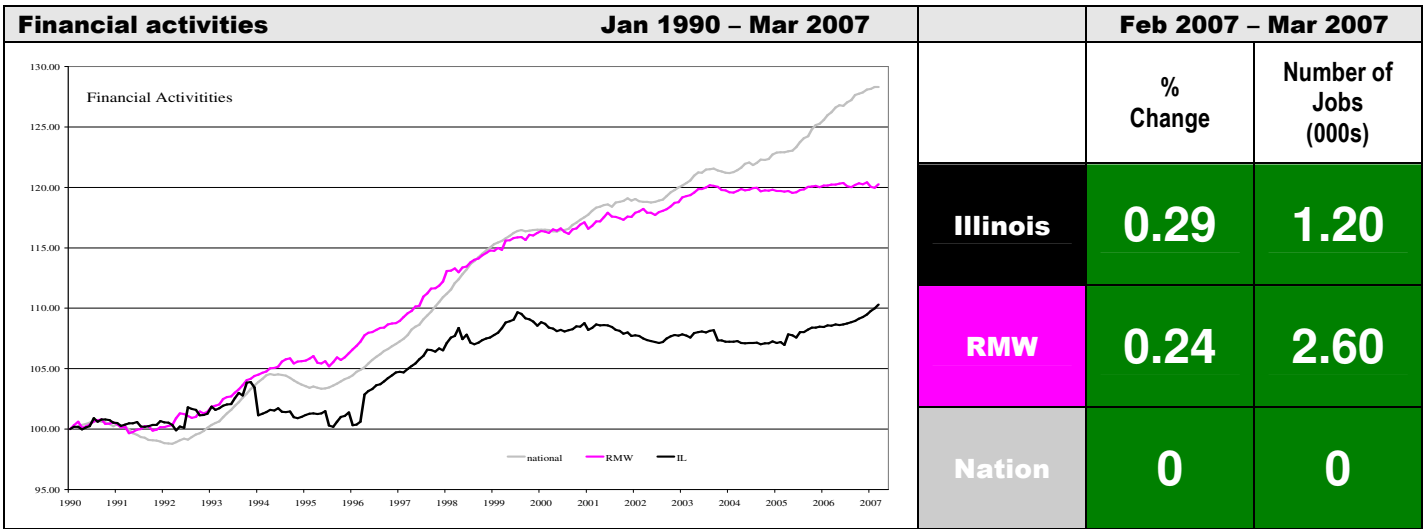
### By employment sector:

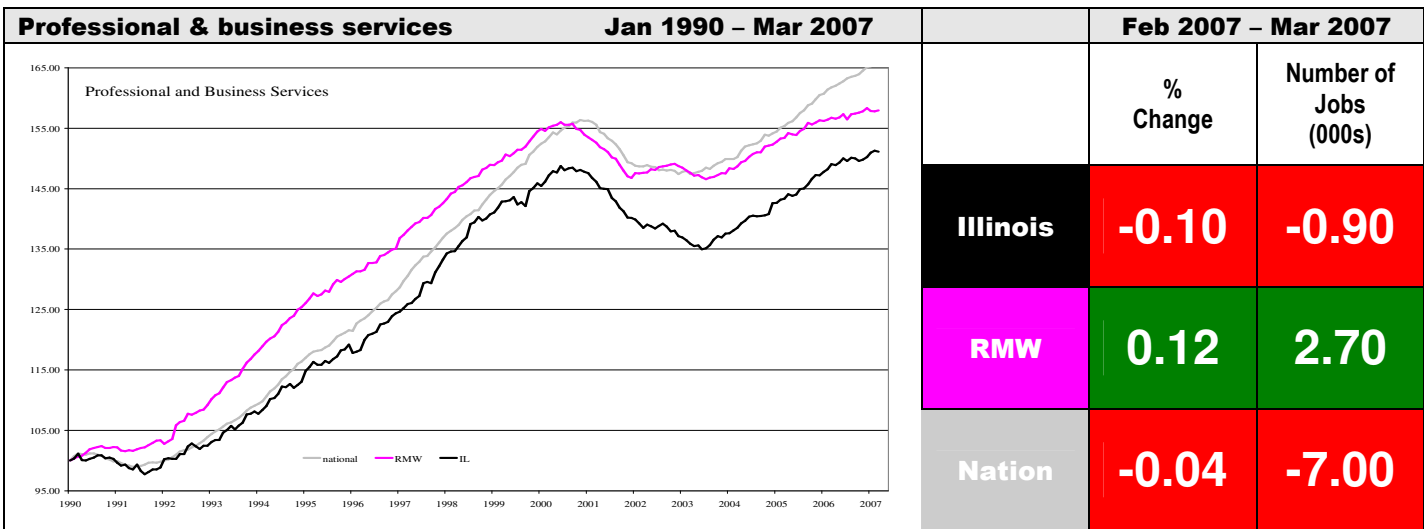
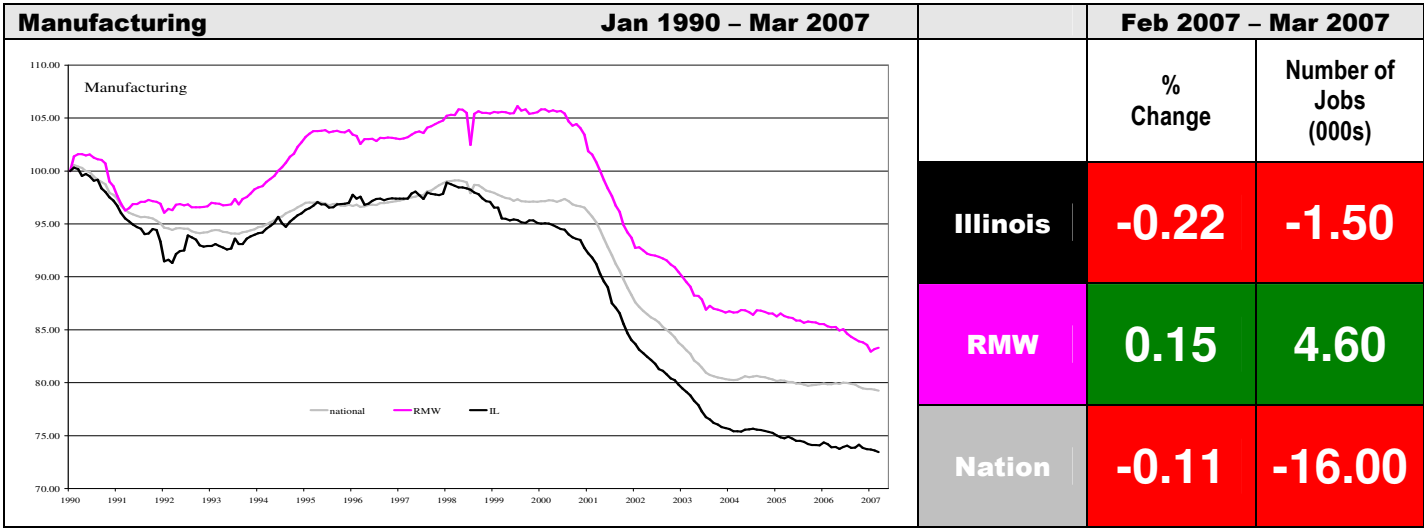
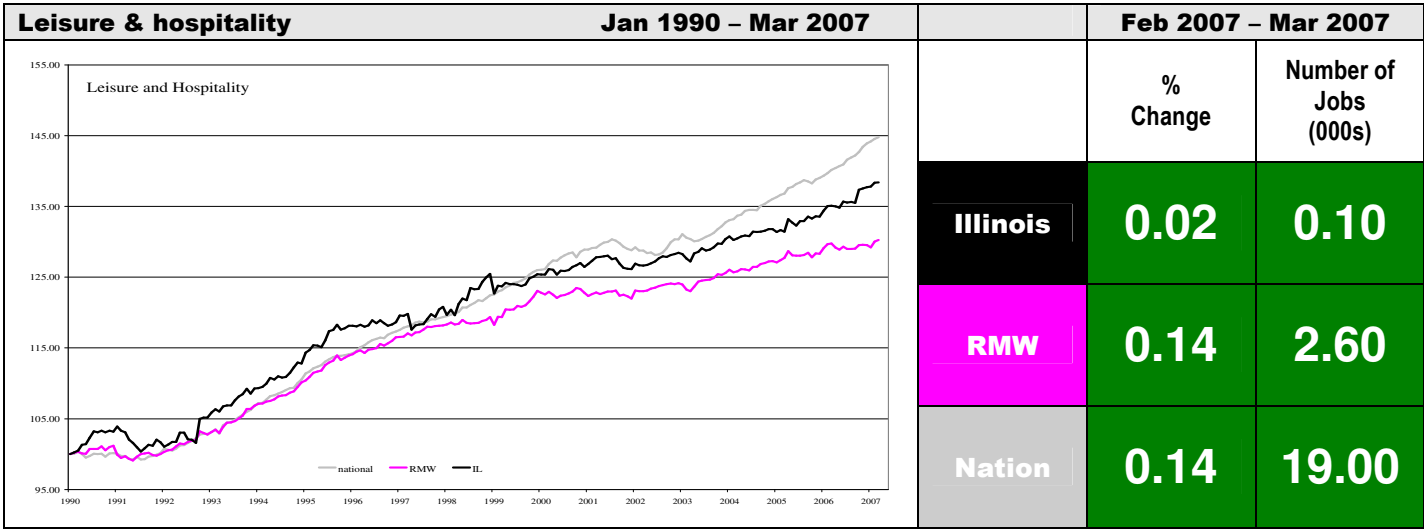
Total non-farm Employment growth rate by sector									
Monthly growth rates	Feb 2007 – Mar 2007			Jan 1990 – Mar 2007					
	Illinois vs. RMW	Illinois vs. Nation	Midwest vs. Nation	Illinois				RMW	Nation
				vs. RMW	vs. Nation	Number of Jobs	Rate %	Rate %	Rate %
Construction	+	+	+	-	-	53,400	23.48	32.17	42.25
Education & health	-	+	+	-	-	248,100	46.89	51.38	69.37
Financial activities	+	+	+	-	-	38,400	10.30	20.25	28.30
Government	-	-	+	-	-	90,400	11.99	13.76	22.29
Information	-	-	+	-	-	-14,400	-10.03	-4.79	15.28
Leisure & hospitality	-	+	+	+	-	148,700	38.52	30.08	44.52
Manufacturing	-	-	+	-	-	-245,300	-26.56	-16.69	-20.75
Professional & business services	-	-	-	-	-	291,900	51.14	57.97	65.47
Trade, transportation & utilities (TTU)	+	-	-	-	-	52,900	4.61	9.77	16.35
Other Services	+	-	-	+	-	54,700	26.63	22.17	29.19

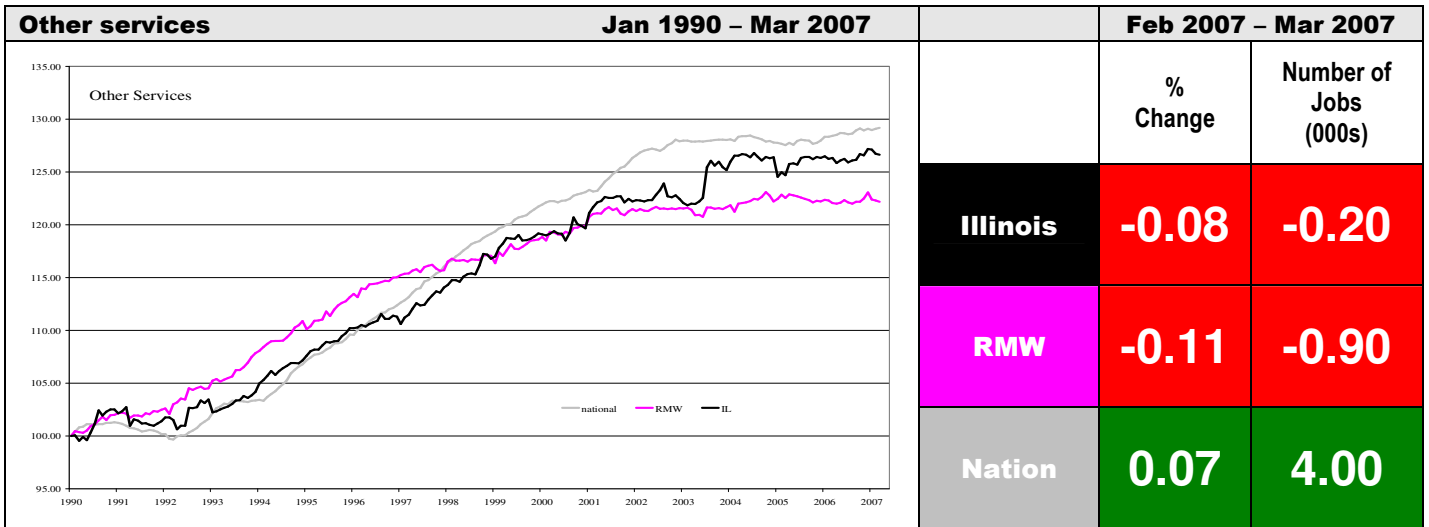
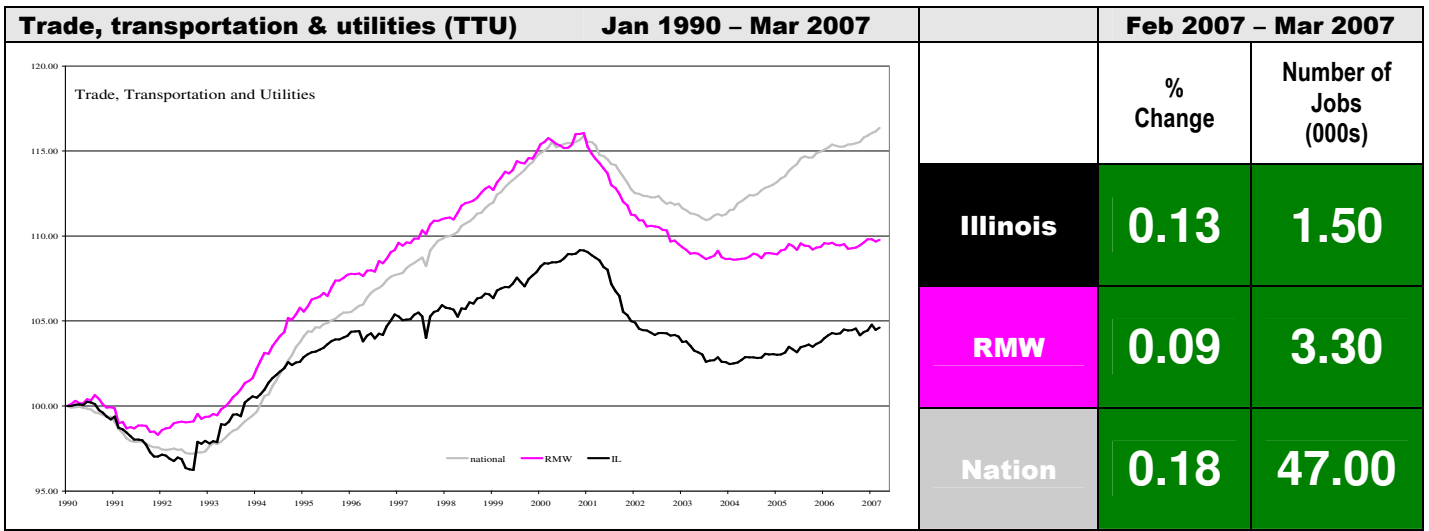
## Sector notes

- While job growth rate for Illinois in March did not change from February based on revised data, at the sectoral level Construction, Trade, Transport and Utilities, Other Services and Financial Activities grew faster than the previous month with an increase in growth rate of 2.68%, 0.41%, 0.23% and 0.10% respectively. However, Government, Leisure and Hospitality and Professional and Business Services experienced significant drop in growth rate by 0.84%, 0.38% and 0.31% respectively.
- Leading sectors at the national level in order of job gain in March:
  - Trade, Transportation and Utilities: 47,000 (0.18%)
  - Leisure and Hospitality: 19,000 (0.18%)
  - Education and Health Services: 12,000 (0.07%)
  - Other Services: 4,000 (0.07%)
- Following sectors of US economy experienced significant job losses in March:
  - Government: 18,000 (-0.08%)
  - Manufacturing: 16,000 (-0.11%)
- Following are the major contributing growth sectors in Illinois payroll in March:
  - Construction: 3,500 (1.26%)
  - Education and Health Services: 1,900 (0.25%)
- The following two sectors, according to March data lost the most jobs in Illinois:
  - Government: 1,800 (-0.21%)
  - Manufacturing: 1,500 (-0.22%)
- Over the last 12-month period, all sectors were net contributors to the payroll except Manufacturing, Information and Government. Most notable job gains can be credited to Educational and Health Services, Leisure and Hospitality and Professional and Business Services.









**ABOUT:** The Illinois Coalition for Jobs, Growth & Prosperity is a not-for-profit 501-c-4 organization. Coalition founding members include the Chicagoland Chamber of Commerce, the Illinois Business Roundtable, the Illinois Civil Justice League, the Illinois Manufacturers' Association, and the Illinois State Chamber of Commerce. Established to provide Illinois voters with information about government-related issues that have a direct effect on jobs, the Coalition represents firms employing more than a million Illinois workers.