

# Illinois Job Index



## Illinois Coalition for Jobs, Growth & Prosperity

Release  
**5/20/2007**


data  
**Jan 1990 / Apr 2007**

Issue  
**2007.5**

[www.jobsillinois.us](http://www.jobsillinois.us)

For the May 2007 Illinois Job Index, the Coalition issued a Negative rating. While Nation had a positive growth rate, RMW had a net decline in growth.

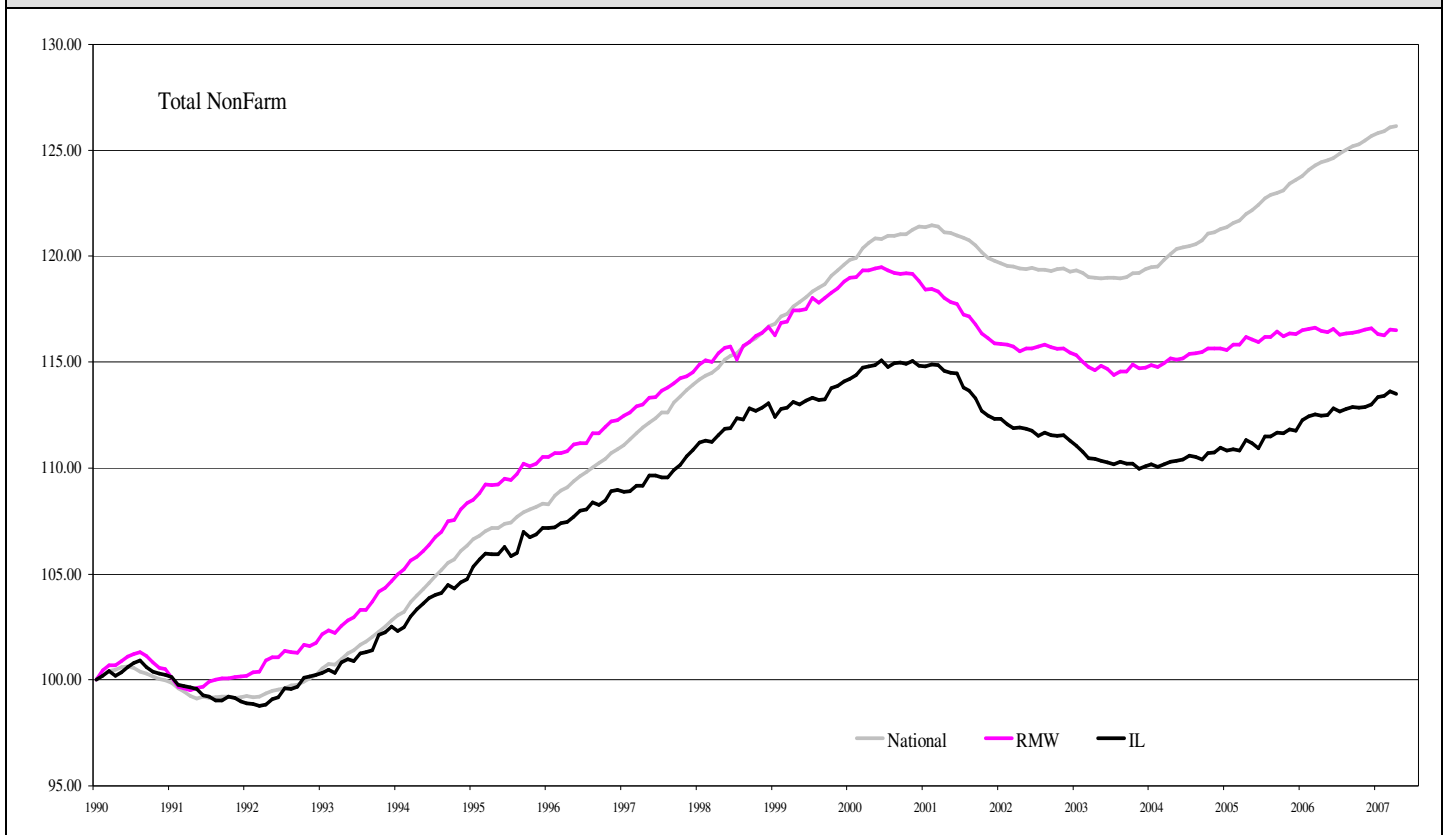
The Illinois Coalition for Jobs, Growth & Prosperity publishes the monthly Illinois Job Index and MSA Report as tools for elected officials, policy leaders and the public. We can better understand the Illinois economy and business climate by comparing and measuring Illinois employment growth rates against those of the Rest of the Midwest (RMW: Indiana, Iowa, Michigan, Missouri, Ohio and Wisconsin) and the Nation. Data and analysis is provided by the Illinois Economic Observatory / Regional Economics Applications Laboratory, University of Illinois.

	<b>May 2007 Negative</b>	Mar 2007 – Apr 2007		Last 12 months		
		Total non-farm employment	Growth Rate %	Number of Jobs	Growth Rate%	Number of Jobs
		Nation	+0.06	+88,000	+1.39	+1,881,000
		RMW	-0.04	-7,600	+0.02	+3,700
		Illinois	-0.10	-6,100	+0.92	+54,300

## Talking Points

<b>Illinois Notes</b>	<ul style="list-style-type: none"> <li>After five months of steady growth since November 2006 Illinois registered a negative rating in April losing 6,100 jobs at a rate of -0.10%. This is the largest number of jobs lost in one month since August 2006.</li> <li>In spite of this decline in April, monthly average growth rate in 2007 of 0.11% for Illinois is still higher than the average growth rate of 0.08% in the recent recovery period for Illinois since early 2004.</li> <li>Illinois' performance in job creation in April remains behind both Nation and RMW as was the case in March. However, while Nation continued a positive rating RMW switched to negative in April.</li> <li>As regards 12-months job creation, RMW revived to a net gain after three months of negative rating. Nation grew fastest at 1.39% followed by Illinois at 0.92% while RMW remains behind them with a 0.02% growth for the 12 prior months end in April.</li> <li>While RMW did better than Illinois in March and April, in terms of 12-months job gain, Illinois is ahead of RMW since July 2006. Over last 12-month Illinois created about 14 times more jobs than RMW.</li> </ul>
<b>Nation Notes</b>	<ul style="list-style-type: none"> <li>To the US payroll 88,000 new jobs were added in April, the lowest since November 2004 when only 65,000 jobs were added.</li> <li>The 88,000 gain in US payroll during April down from a revised 177,000 gain in February which was also revised lower, was below the 100,000 forecast by the economists.</li> <li>Since February 2005 it was only in February and April of 2007 that the job gain in US payroll was below the 100,000 mark.</li> <li>The nation grew by 1.39% during the last 12-month period, which based on revised data, is the smallest rate for any consecutive 12-month period since September 2004.</li> <li>The average job growth rate in US in 2007 until April is 0.09%, lower than the trend since September 2003 when the country started to recover from the recent recession at an average monthly rate of 0.14%.</li> <li>Compared to the average monthly job gain in 2006 of 188,600 the average monthly gain in 2007 is still much lower at 129,250.</li> </ul>

## Total non-farm Employment growth rate Jan 1990 – Apr 2007

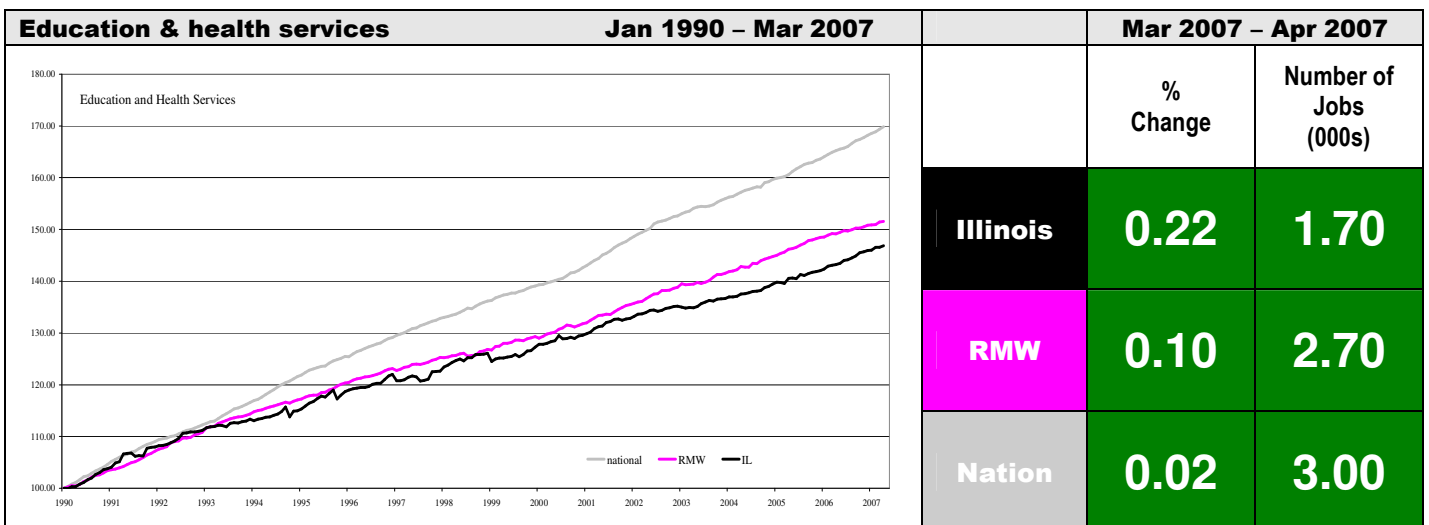
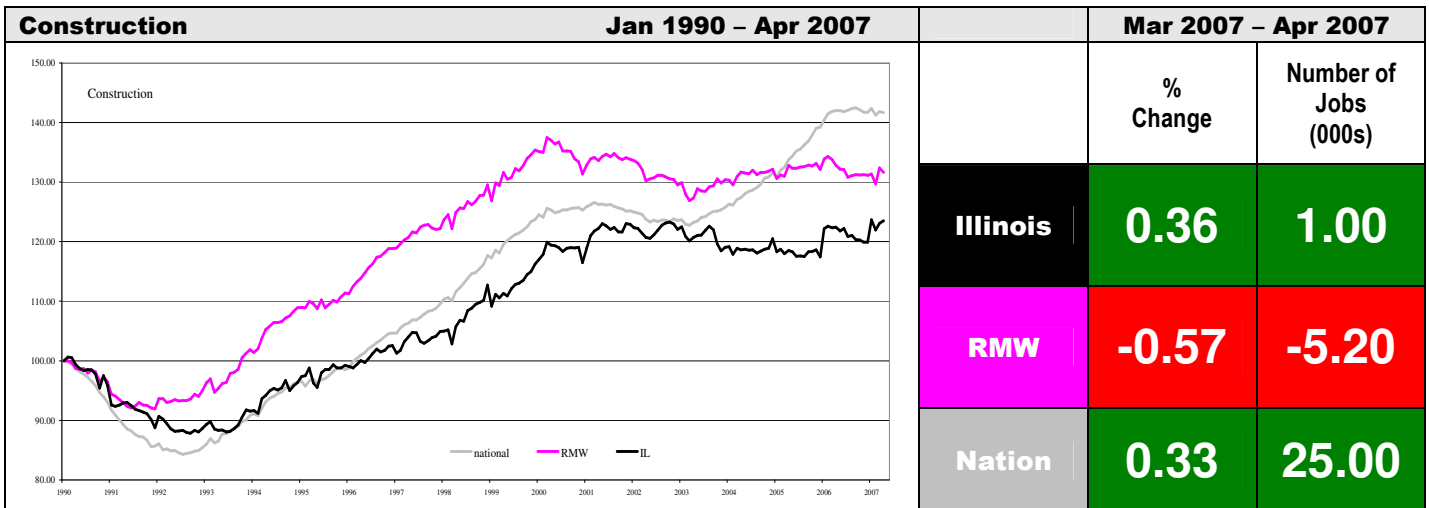


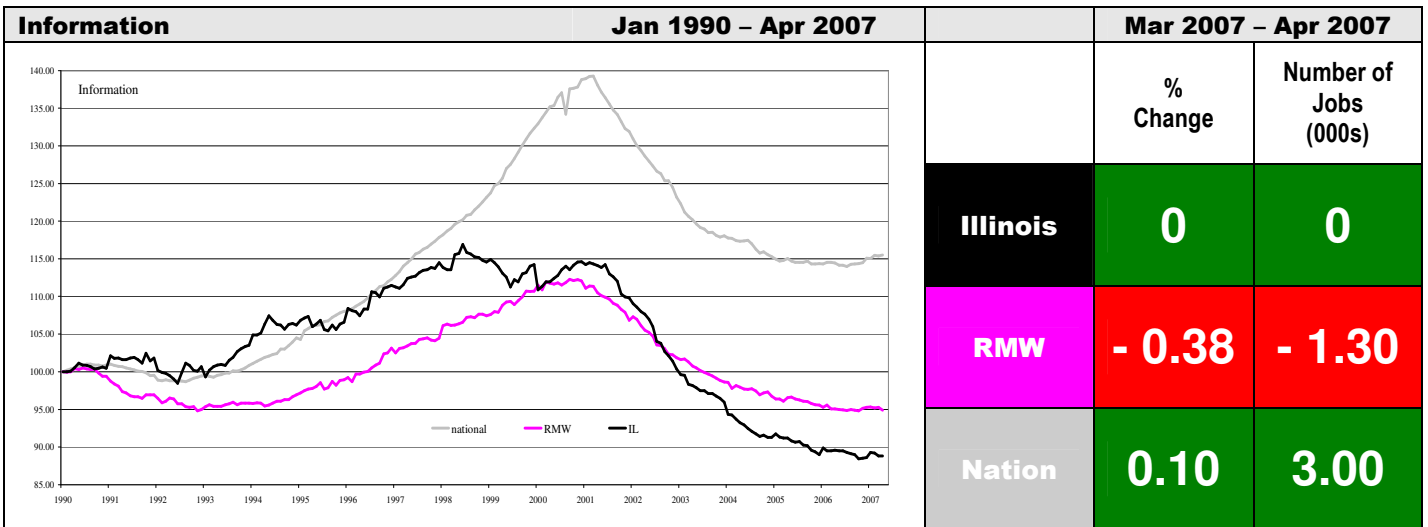
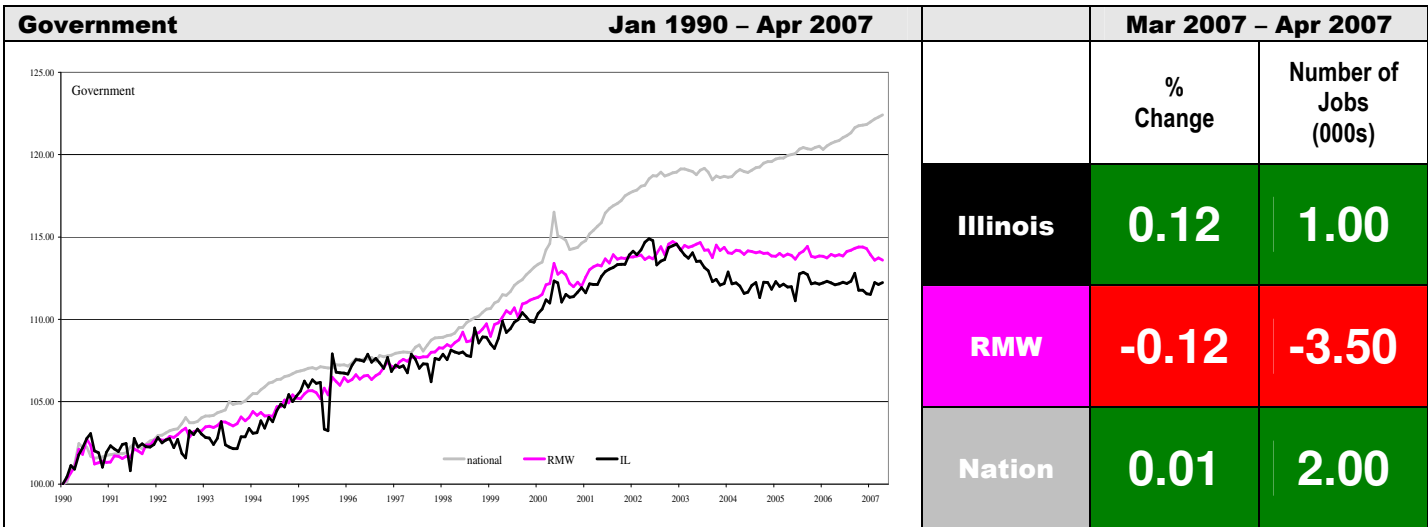
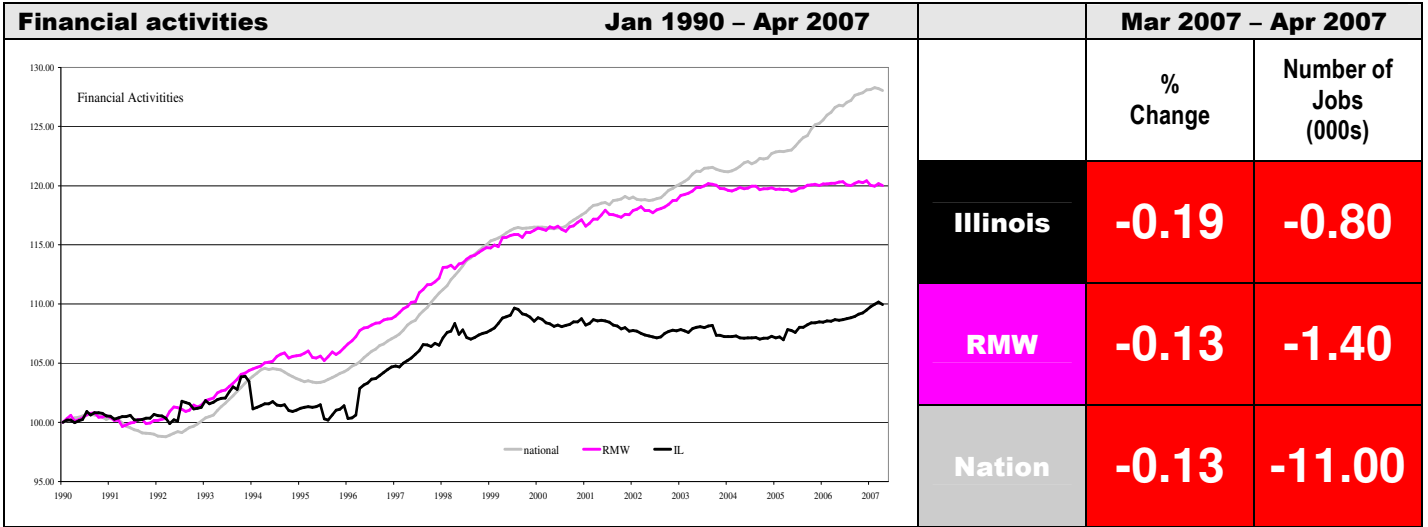
## By employment sector:

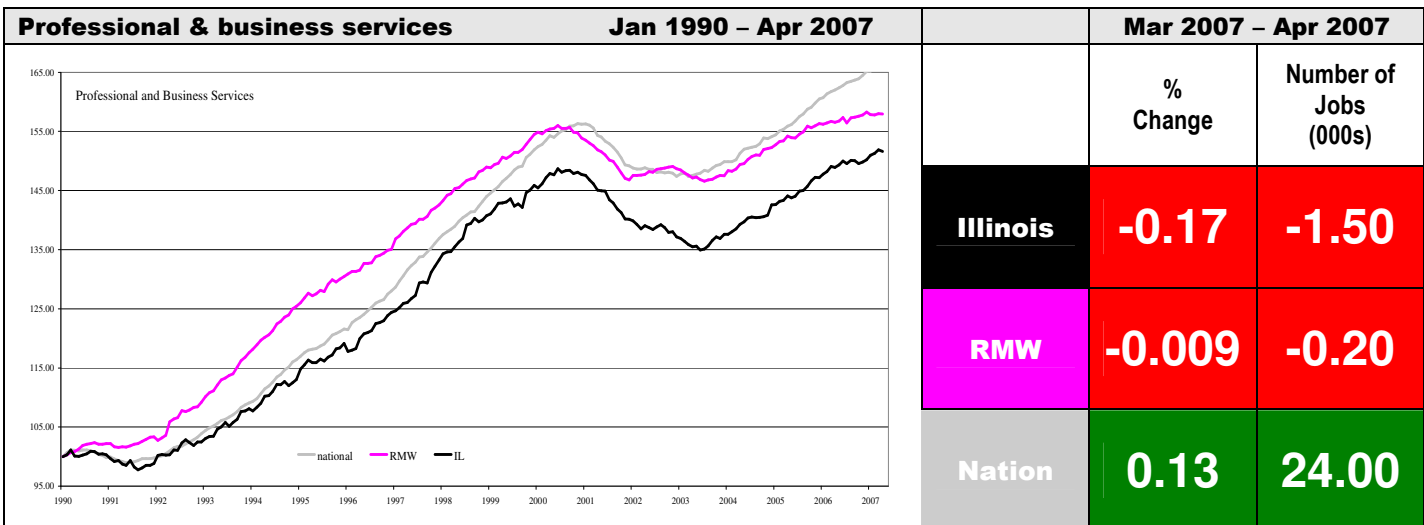
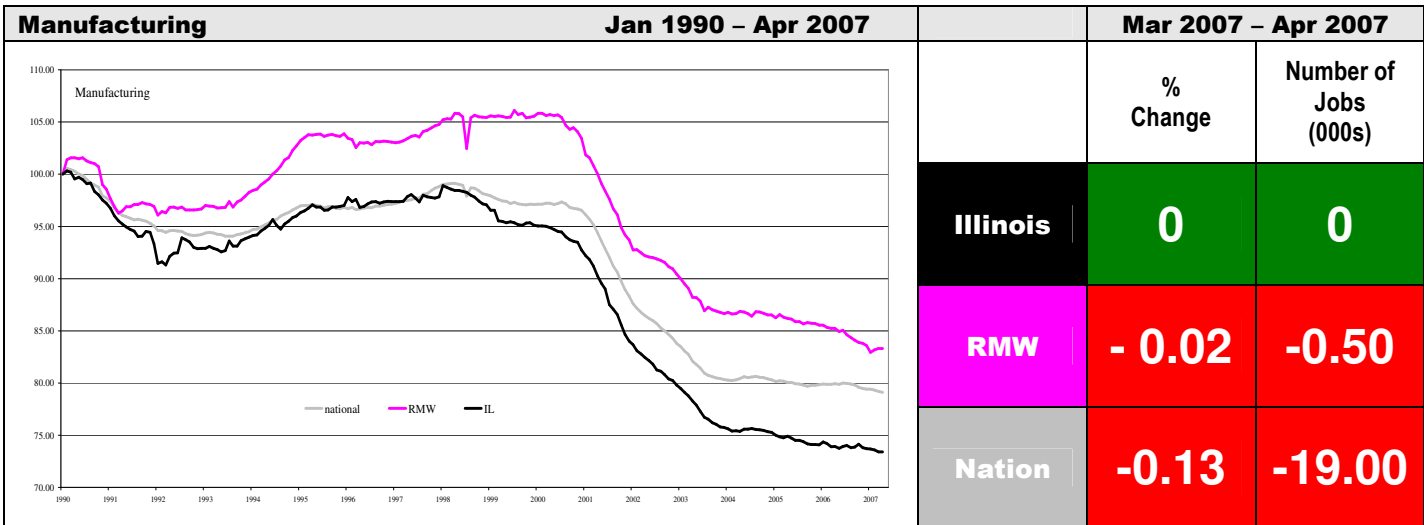
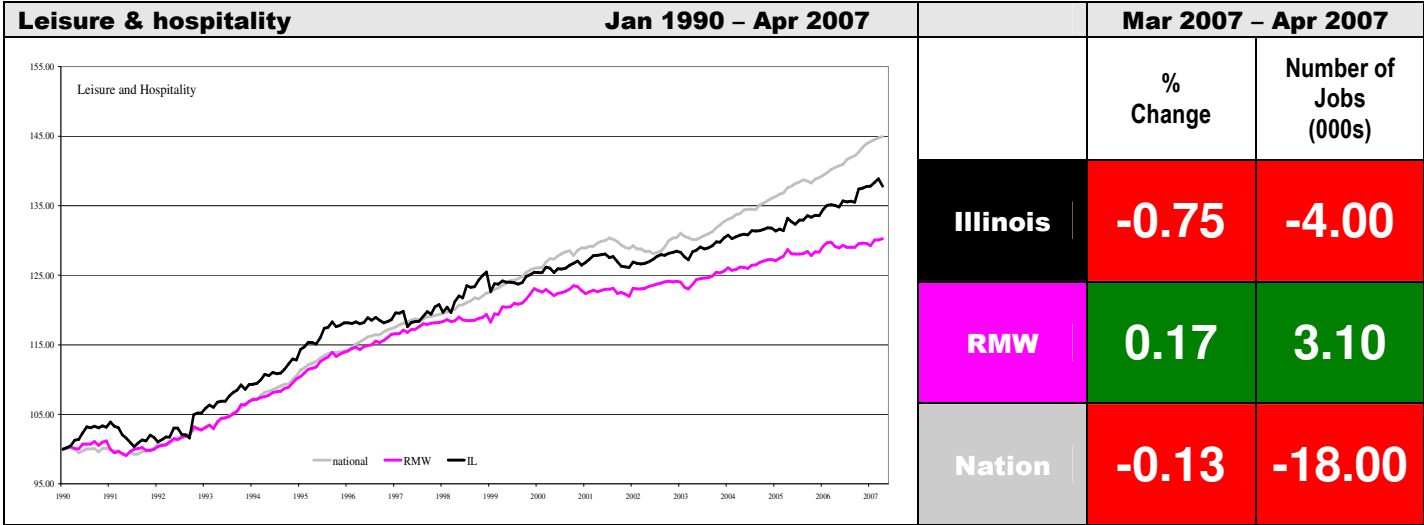
Total non-farm Employment growth rate by sector									
Monthly growth rates	Mar 2007 –Apr 2007			Jan 1990 –Apr 2007					
	Illinois vs. RMW	Illinois vs. Nation	Midwest vs. Nation	Illinois				RMW	Nation
				vs. RMW	vs. Nation	Number of Jobs	Rate %	Rate %	Rate %
Construction	+	+	-	-	-	53,500	23.53	31.61	41.65
Education & health	+	+	+	-	-	247,900	46.85	51.55	69.83
Financial activities	-	-	-	-	-	37,100	9.95	20.01	28.06
Government	+	+	-	-	-	92,300	12.24	13.60	22.41
Information	+	-	-	-	-	-14,600	-11.18	-5.10	15.51
Leisure & hospitality	-	-	+	+	-	146,000	37.82	30.28	44.96
Manufacturing	+	+	+	-	-	-245,600	-26.59	-16.70	-20.90
Professional & business services	-	-	-	-	-	294,600	51.61	57.98	65.85
Trade, transportation & utilities (TTU)	-	-	-	-	-	53,500	4.66	9.75	16.24
Other Services	-	-	-	+	-	54,200	26.39	22.14	29.73

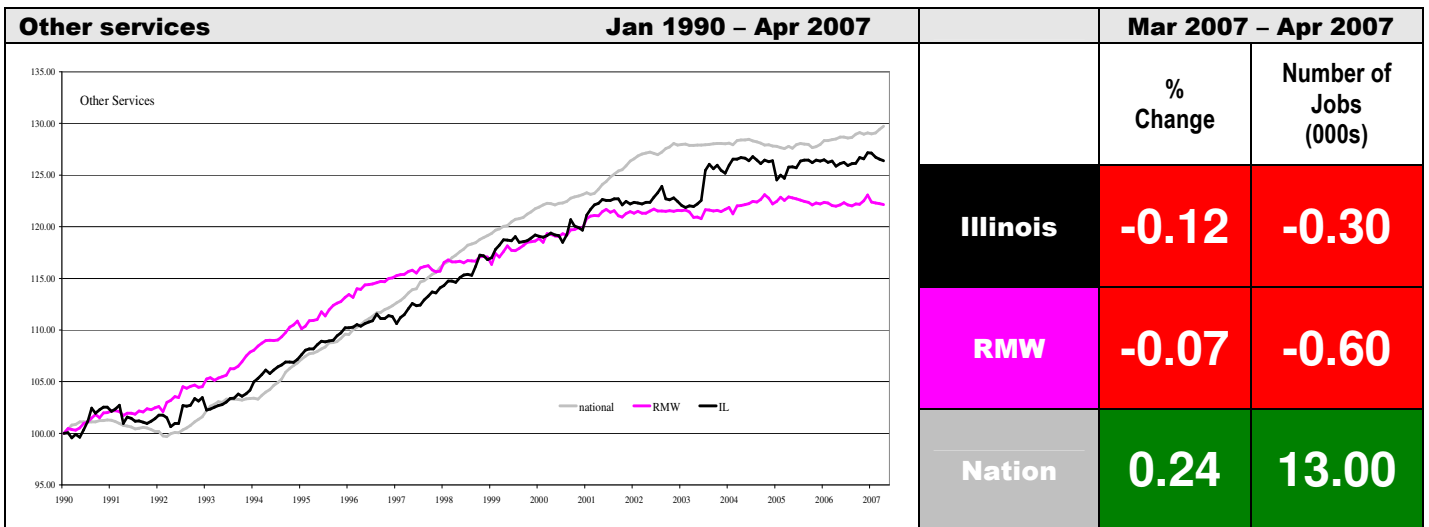
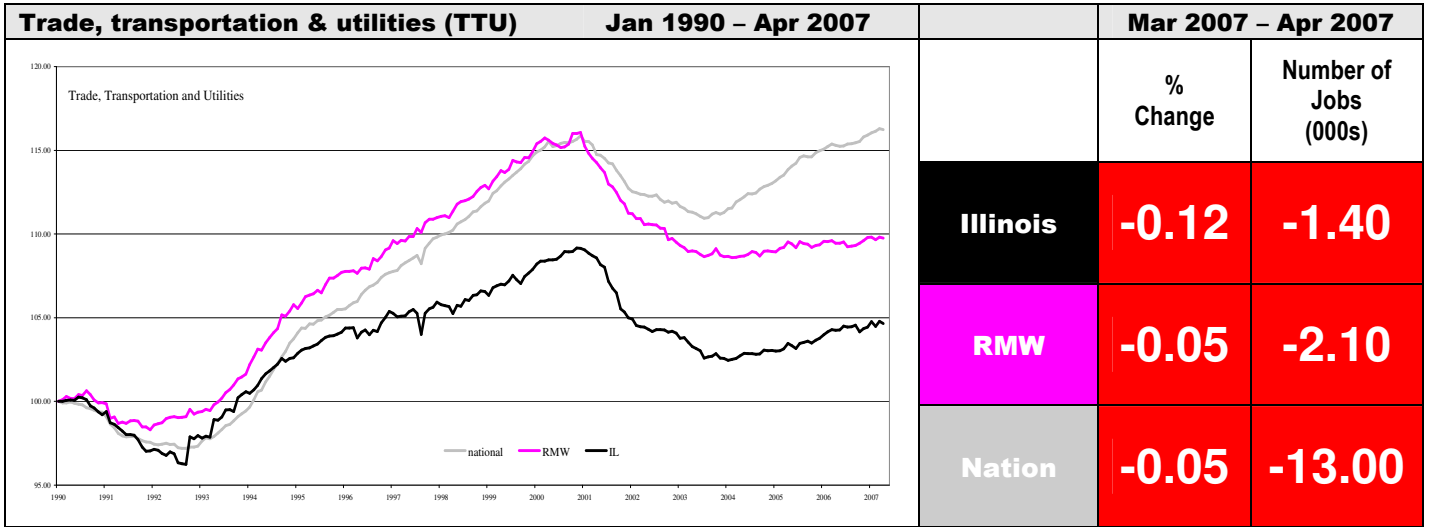
## Sector notes

- While Illinois registered negative growth in April, performance varied widely at the sectoral level. Compared to March, highest loss of performance was observed for Leisure and Hospitality (-1.10%), Construction (-0.58%) and Professional and Business Services (-0.56%). However, Information (0.43%), Manufacturing (0.26%), Educational and Health Services (0.22%) and Government (0.22%) registered highest gain in performance in April compared to previous month.
- In order of job gain in April following are the leading sectors at the national level:
  - Construction: 25,000 (0.33%)
  - Professional and Business Services: 24,000 (0.13%)
- However, following sectors of US economy experienced significant job losses in April:
  - Manufacturing: 19,000 (-0.13%)
  - Trade, Transportation and Utilities: 13,000 (-0.11%)
  - Financial Activities: 11,000 (-0.13%)
- In the middle of overall loss following sectors made some contribution to Illinois payroll in April:
  - Education and Health Services: 1,700 (0.22%)
  - Construction: 1,000 (0.36%)
  - Government: 1,000 (0.12%)
- Net loss in Illinois payroll in April might be mostly attributed to loss in the following sectors:
  - Leisure and Hospitality: 4,000 (-0.75%)
  - Professional and Business Services: 1,500 (-0.17%)
  - Trade, Transportation and Utilities: 1,400 (-0.12%)
- Over the last 12-month period Manufacturing and Information recorded net loss of jobs. All other sectors maintained a positive rating. Most of the job gains in that period can be credited to Educational and Health Services, Leisure and Hospitality and Professional and Business Services.









**ABOUT:** The Illinois Coalition for Jobs, Growth & Prosperity is a not-for-profit 501-c-4 organization. Coalition founding members include the Chicagoland Chamber of Commerce, the Illinois Business Roundtable, the Illinois Civil Justice League, the Illinois Manufacturers' Association, and the Illinois State Chamber of Commerce. Established to provide Illinois voters with information about government-related issues that have a direct effect on jobs, the Coalition represents firms employing more than a million Illinois workers.