

Illinois Job Index



Illinois Coalition for Jobs, Growth & Prosperity

Release
3/x/2007

data
Jan 1990 / Jan 2007

Issue
10.0

www.jobsillinois.us

For the January 2007 Illinois Job Index, the Coalition issued a Positive rating. The Nation grew slower than Illinois whereas RMW registered a net decline.

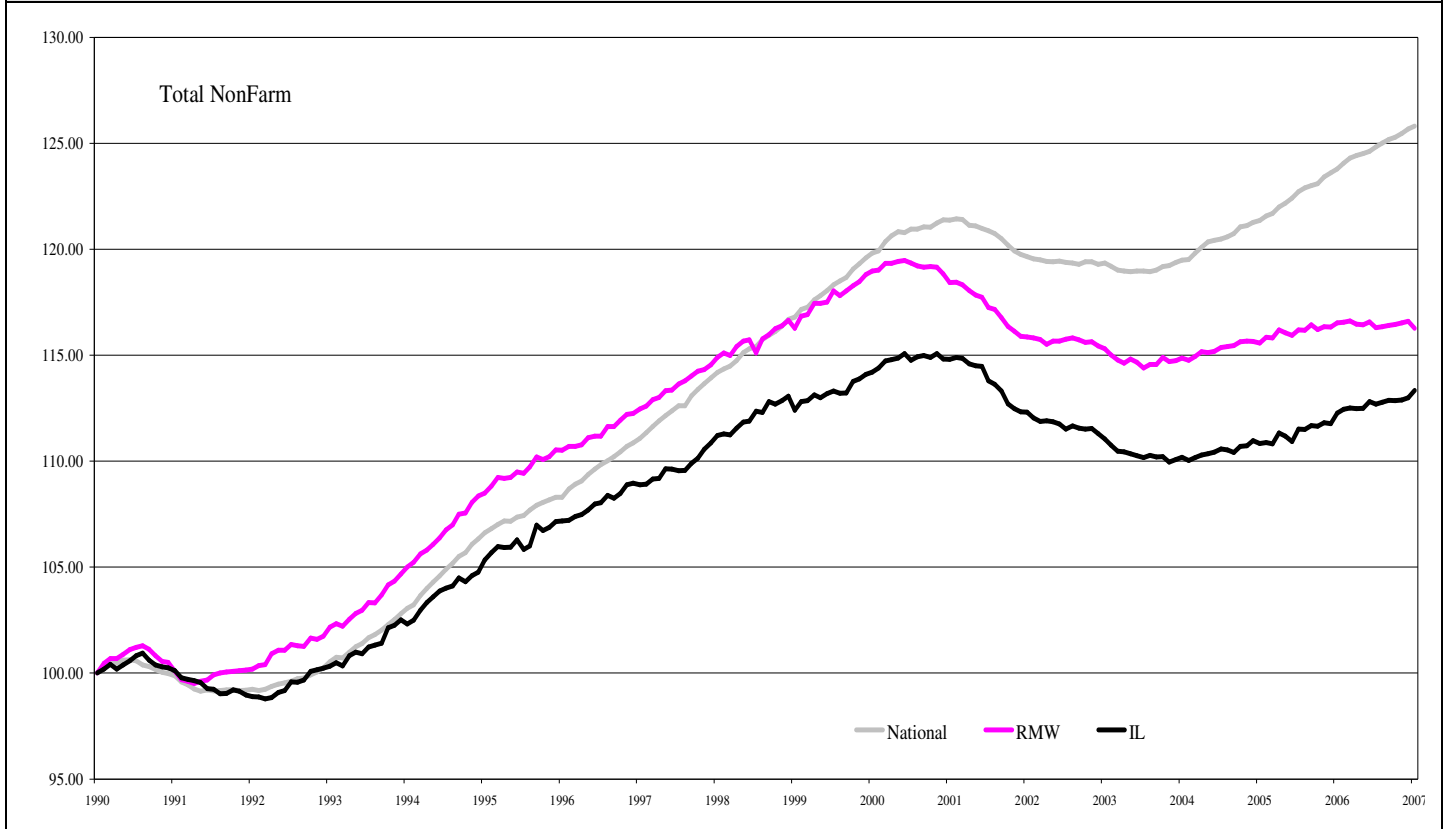
The Illinois Coalition for Jobs, Growth & Prosperity publishes the monthly Illinois Job Index and MSA Report as tools for elected officials, policy leaders and the public. We can better understand the Illinois economy and business climate by comparing and measuring Illinois employment growth rates against those of the Rest of the Midwest (RMW: Indiana, Iowa, Michigan, Missouri, Ohio and Wisconsin) and the Nation. Data and analysis is provided by the Illinois Economic Observatory / Regional Economics Applications Laboratory, University of Illinois.

↑	February 2007 Positive	Dec 2006 – Jan 2007		Last 12 months		
		Total non-farm employment	Growth Rate %	Number of Jobs	Growth Rate%	Number of Jobs
		Nation	+0.11	+146,000	+1.63	+2,203,000
		RMW	-0.29	- 56,800	- 0.21	- 42,200
		Illinois	+0.32	+18,800	+0.96	+56,600

Talking Points

Illinois Notes	<ul style="list-style-type: none"> Illinois recorded a 0.32% growth in January by adding 18,800 jobs the highest gain since February 2006. This growth, according to revised data, allowed Illinois to maintain a positive rating for third consecutive month. The growth rate in January was four times the average growth rate of 0.08% in the recent recovery period for Illinois since early 2004. Total 2,203,000 job creation over the last 12-month period for the US is the minimum for any comparable period since July 2005. Due to good performance in January, Illinois performed better than both Nation and RMW during this month. However, while nation had a 0.11% growth in employment, RMW registered a 0.29% decline. Over the last 12-month period, the nation grew by 1.63% which is faster than 0.96% growth of Illinois. RMW, however, experienced a net loss of 0.21%. For RMW this is the highest rate of decline since March 2004. As regards 12-month's job creation, Illinois has developed a significant growth advantage over the RMW.
Nation Notes	<ul style="list-style-type: none"> In US payroll 146,000 new jobs were added in January down from a revised gain of 154,000 in December, which very close to the 150,000 forecast by the economists. The nation grew by 1.37% during the last 12-month period. This is the smallest rate for any consecutive 12-month period since June 2005. The total number of jobs added in last 12-month period as recorded in January, on the other hand, is the lowest since July 2005. Compared to the trend since September 2003 when the country started to recover from the recent recession at an average monthly rate of 0.14%, the 0.11% rise in January is on the low side. Based on revised data, the 146,000 job gain in January is far behind the average monthly job gain for the US in 2006 (188,600).

Total non-farm Employment growth rate Jan 1990 – Jan 2007

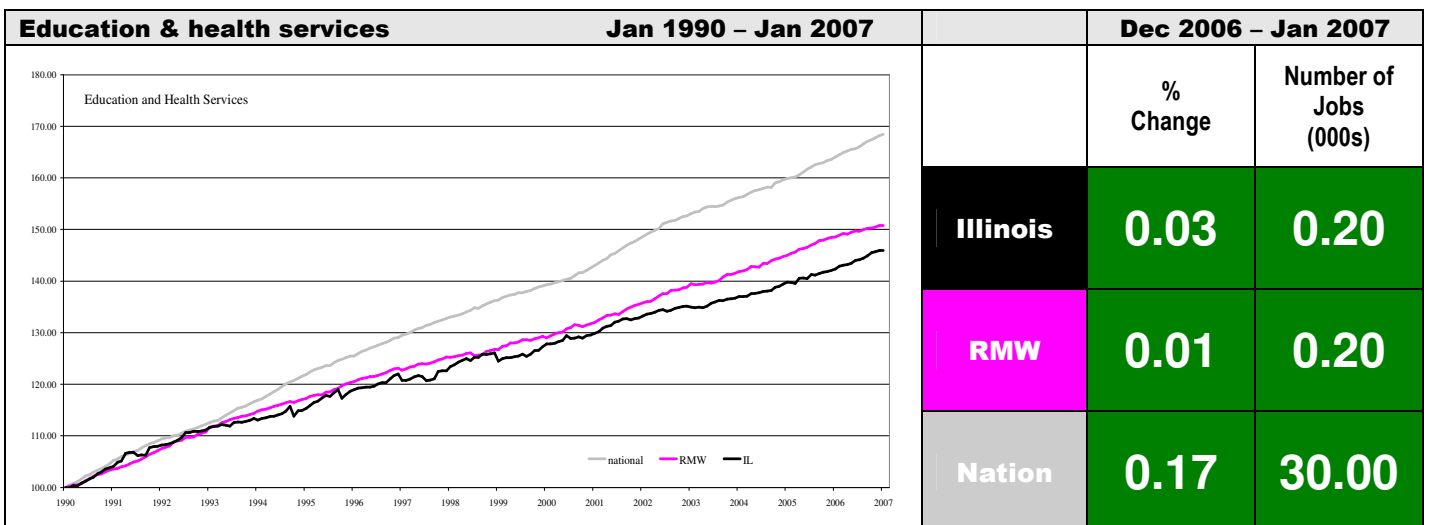
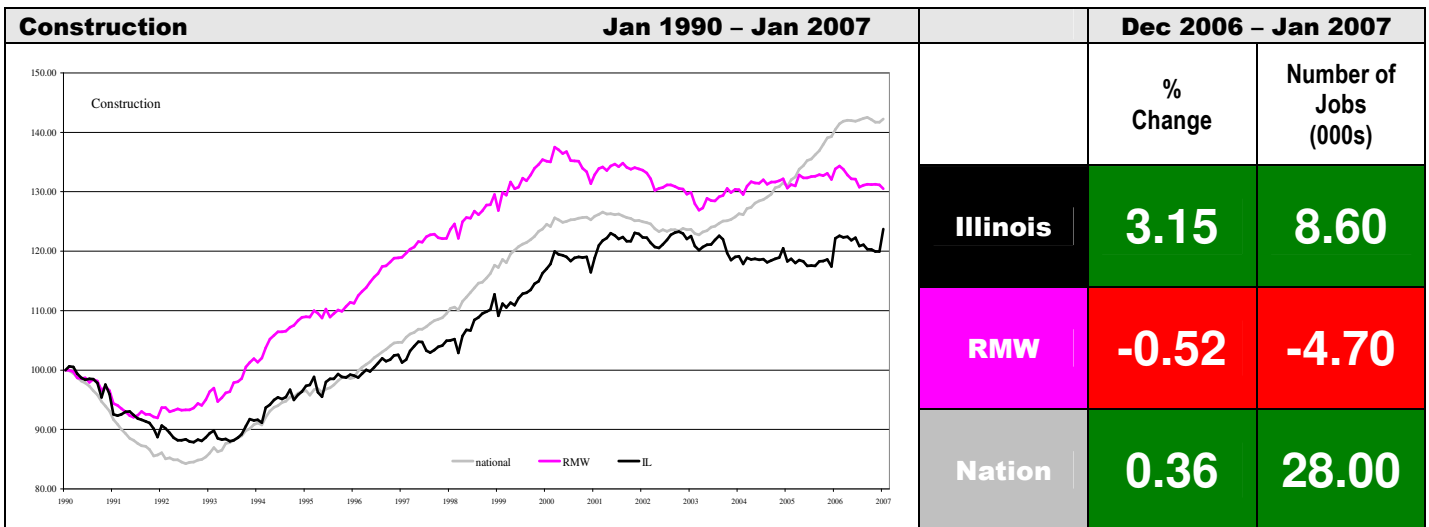


By employment sector:

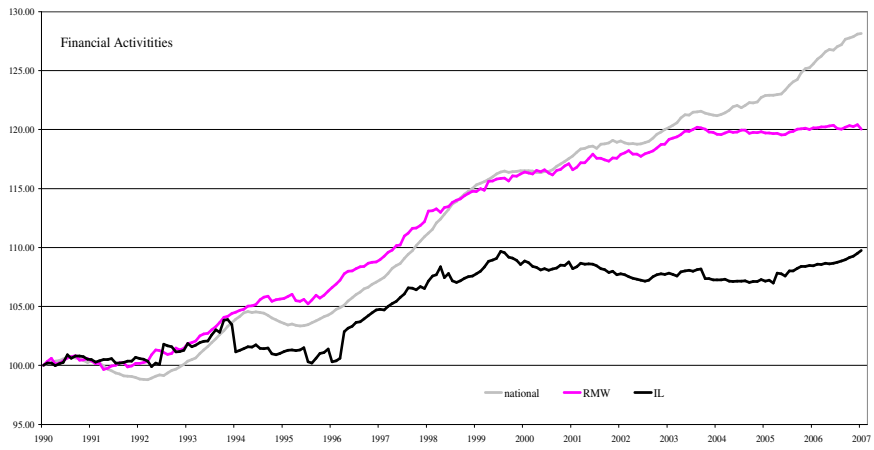
Total non-farm Employment growth rate by sector									
Monthly growth rates	Dec 2006 – Jan 2007			Jan 1990 – Jan 2007					
	Illinois vs. RMW	Illinois vs. Nation	Midwest vs. Nation	Illinois				RMW	Nation
				vs. RMW	vs. Nation	Number of Jobs	Rate %	Rate %	Rate %
Construction	+	+	-	-	-	53,900	23.70	30.48	42.24
Education & health	+	-	-	-	-	243,200	45.96	50.81	68.46
Financial activities	+	+	-	-	-	36,300	9.74	20.03	28.16
Government	-	-	-	-	-	86,900	11.53	14.11	21.92
Information	+	+	+	-	-	-14,000	-10.72	-4.79	15.13
Leisure & hospitality	+	-	-	+	-	145,700	37.75	29.56	43.95
Manufacturing	+	+	-	-	-	-242,700	-26.28	-17.11	-20.61
Professional & business services	+	+	-	-	-	290,900	50.96	57.66	65.36
Trade, transportation & utilities (TTU)	+	+	-	-	-	54,700	4.77	9.66	16.02
Other Services	+	-	-	+	-	55,600	27.07	22.32	29.00

Sector notes

- Based on revised data, Construction sector in Illinois demonstrated most remarkable performance gain from previous month with a 3.15% rise of growth rate from a zero change in December. Information followed Construction by having a growth rate 0.69% greater than that of previous month. Professional and Business services also showed a notable 0.26% rise in growth rate. Other services, however, shrank by 0.08% in January as opposed to 0.46% growth in December.
- Following are the four major sectors in US in order of job gains in January:
 - Education and Health Services: 30,000 (0.17%)
 - Construction: 28,000 (0.36%)
 - Professional and Business Services: 26,000 (0.15%)
 - Trade, Transport and Utilities: 26,000 (0.10%)
- Following two sectors at the national level experienced some loss of job in January.
 - Other Services: 4,000 (-0.07)
 - Manufacturing: 2,000 (-0.01%)
- Notable Illinois job market gains in January can be largely attributed to the following three sectors:
 - Construction: 8,600 (3.15%)
 - Professional and Business Services: 4,400 (0.51%)
 - Trade, Transport and Utilities: 3,800 (0.32%)
- Nevertheless, the following two sectors, lost job in January:
 - Government: 1,200 (-0.14%)
 - Information: 700 (-0.09%)
- In terms of job growth over the last 12-month period, Educational and Health Services, Professional and Business Services and Trade, Transport and Utility are the sectors which gained most jobs in Illinois whereas, Manufacturing, Government and Information registered net losses.

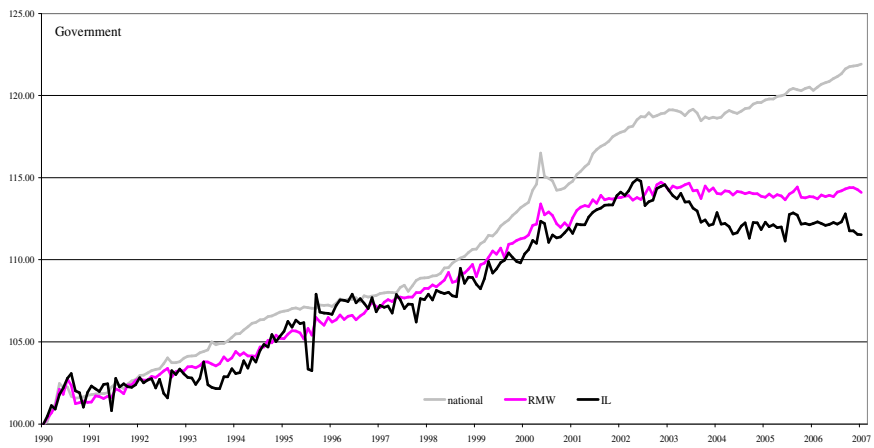


Financial activities Jan 1990 – Jan 2007



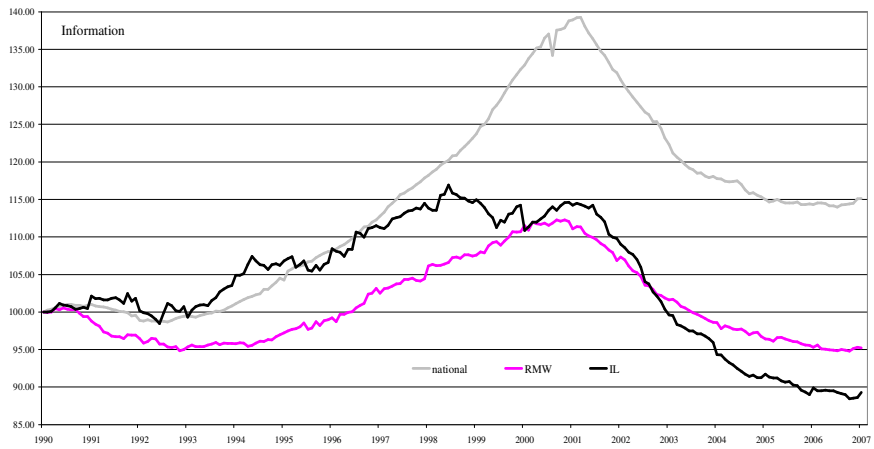
		Dec 2006 – Jan 2007	
		% Change	Number of Jobs (000s)
Illinois		0.22	0.90
RMW		-0.33	-0.36
Nation		0.05	4.00

Government Jan 1990 – Jan 2007

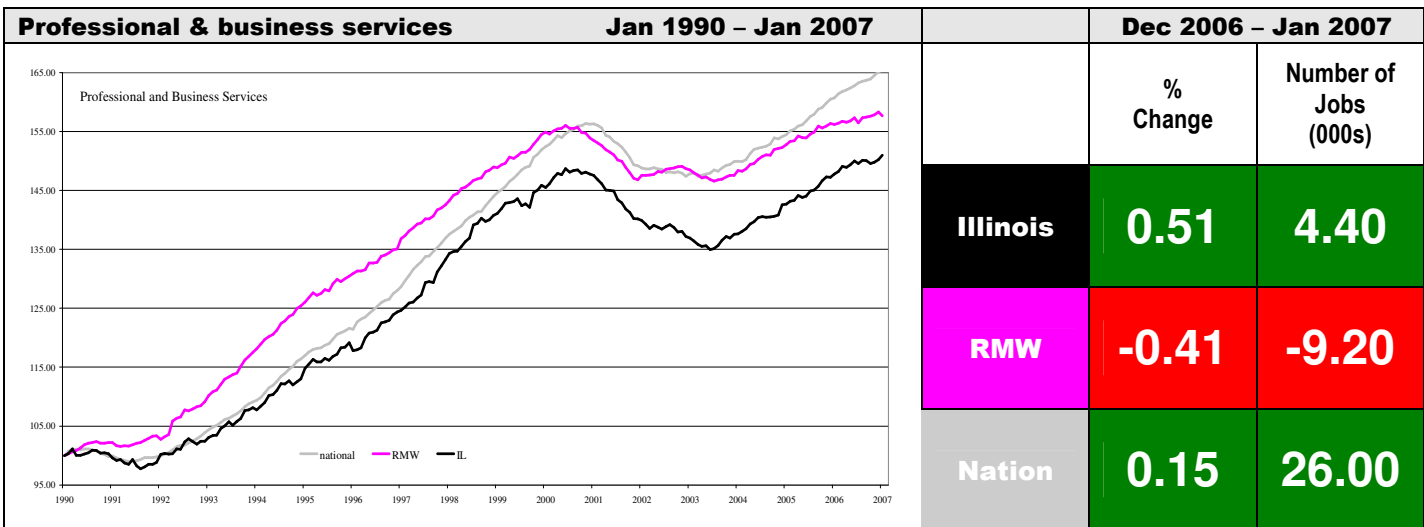
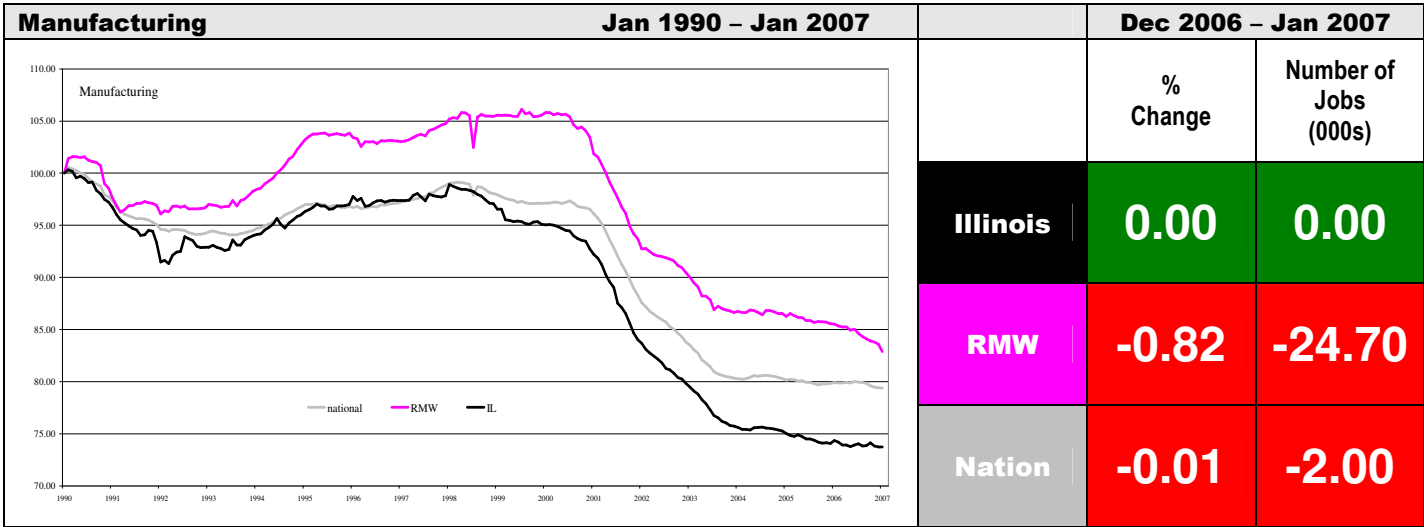
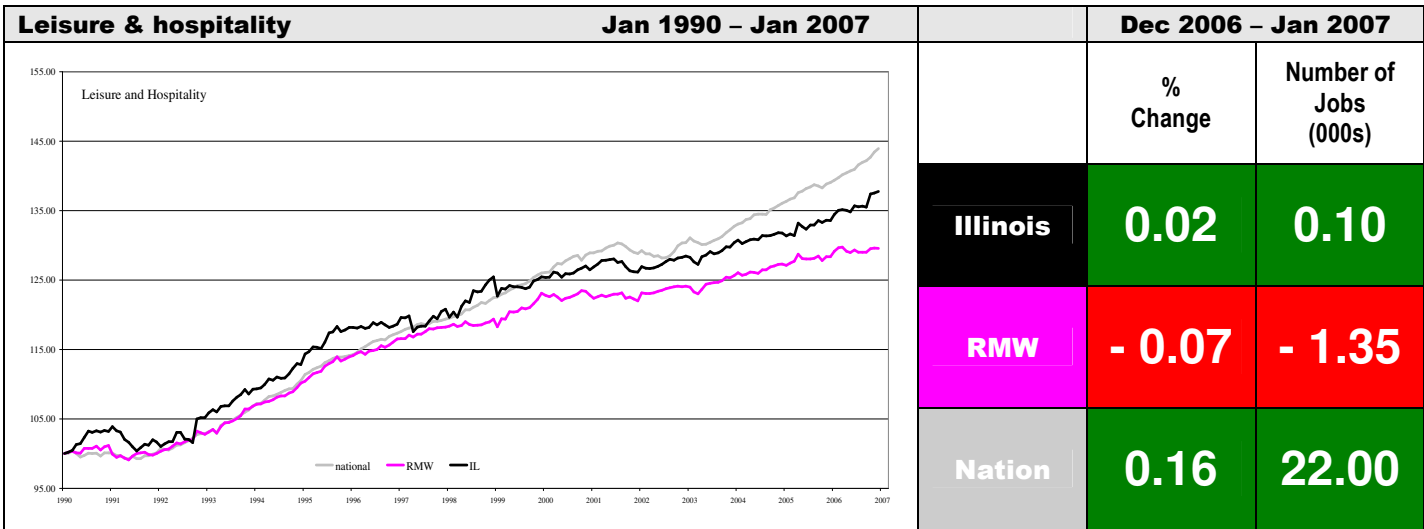


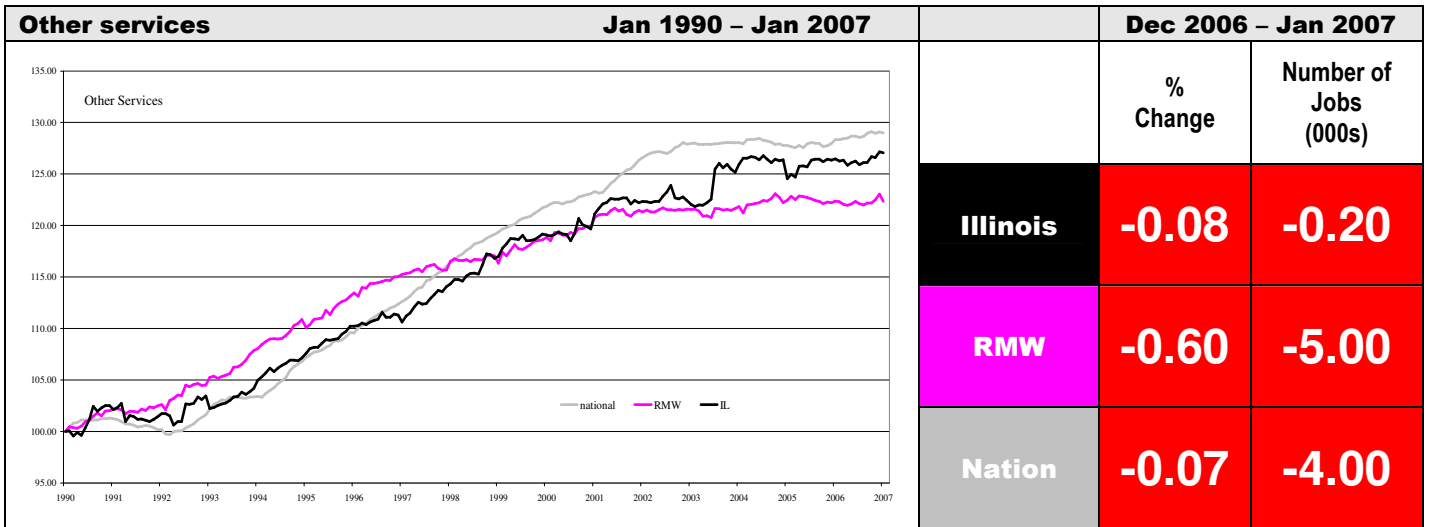
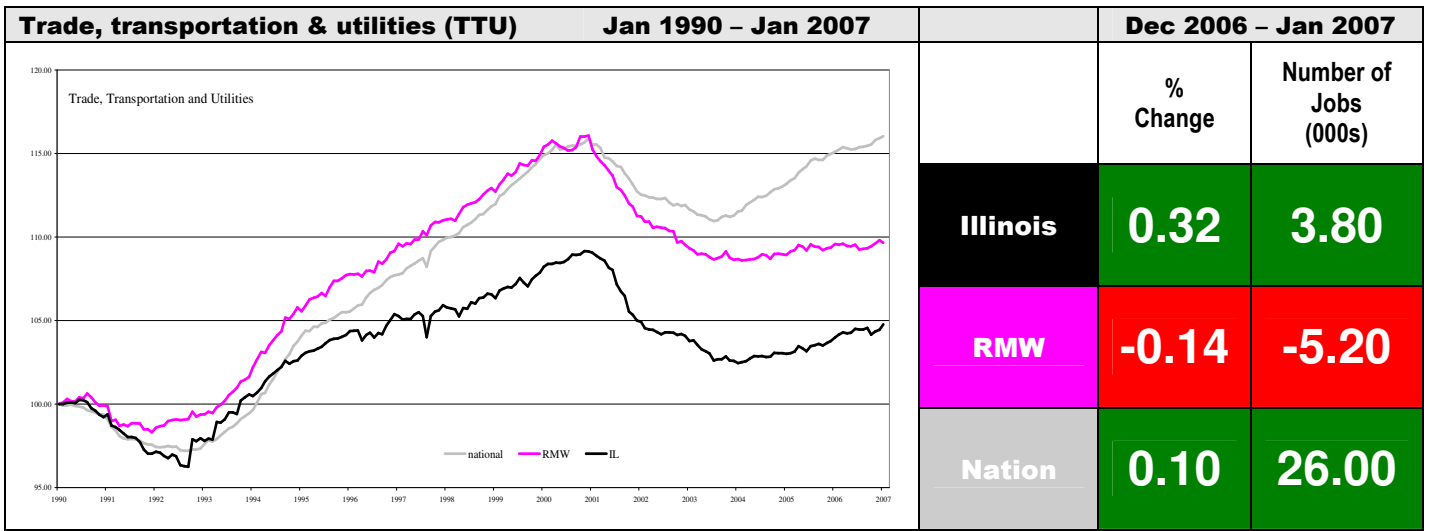
		Dec 2006 – Jan 2007	
		% Change	Number of Jobs (000s)
Illinois		-0.02	-0.20
RMW		-0.15	- 4.50
Nation		0.07	15.00

Information Jan 1990 – Jan 2007



		Dec 2006 – Jan 2007	
		% Change	Number of Jobs (000s)
Illinois		0.78	0.90
RMW		-0.08	-0.27
Nation		0.03	1.00





ABOUT: The Illinois Coalition for Jobs, Growth & Prosperity is a not-for-profit 501-c-4 organization. Coalition founding members include the Chicagoland Chamber of Commerce, the Illinois Business Roundtable, the Illinois Civil Justice League, the Illinois Manufacturers' Association, and the Illinois State Chamber of Commerce. Established to provide Illinois voters with information about government-related issues that have a direct effect on jobs, the Coalition represents firms employing more than a million Illinois workers.