

Illinois Job Index



Illinois Coalition for Jobs, Growth & Prosperity

Release
04/23/2008

Data
Jan 1990 / Mar 2008

Issue
2008.4

www.jobsillinois.us

For the March 2008 Illinois Job Index, the Coalition issued a negative rating. Nation and RMW also posted a negative growth in this month.

The Illinois Coalition for Jobs, Growth & Prosperity publishes the monthly Illinois Job Index and MSA Report as tools for elected officials, policy leaders and the public. We can better understand the Illinois economy and business climate by comparing and measuring Illinois employment growth rates against those of the Rest of the Midwest (RMW: Indiana, Iowa, Michigan, Missouri, Ohio and Wisconsin) and the Nation. Data and analysis is provided by the Illinois Economic Observatory / Regional Economics Applications Laboratory, University of Illinois.

↓	April 2008 Negative	Feb 2008 – Mar 2008		Last 12 months		
		Total non-farm employment	Growth Rate %	Number of Jobs	Growth Rate%	Number of Jobs
		Nation	-0.06	-80,000	+0.39	+536,000
		RMW	-0.17	-33,200	-0.45	-88,700
		Illinois	-0.03	-1,600	+0.36	+21,700

Talking Points

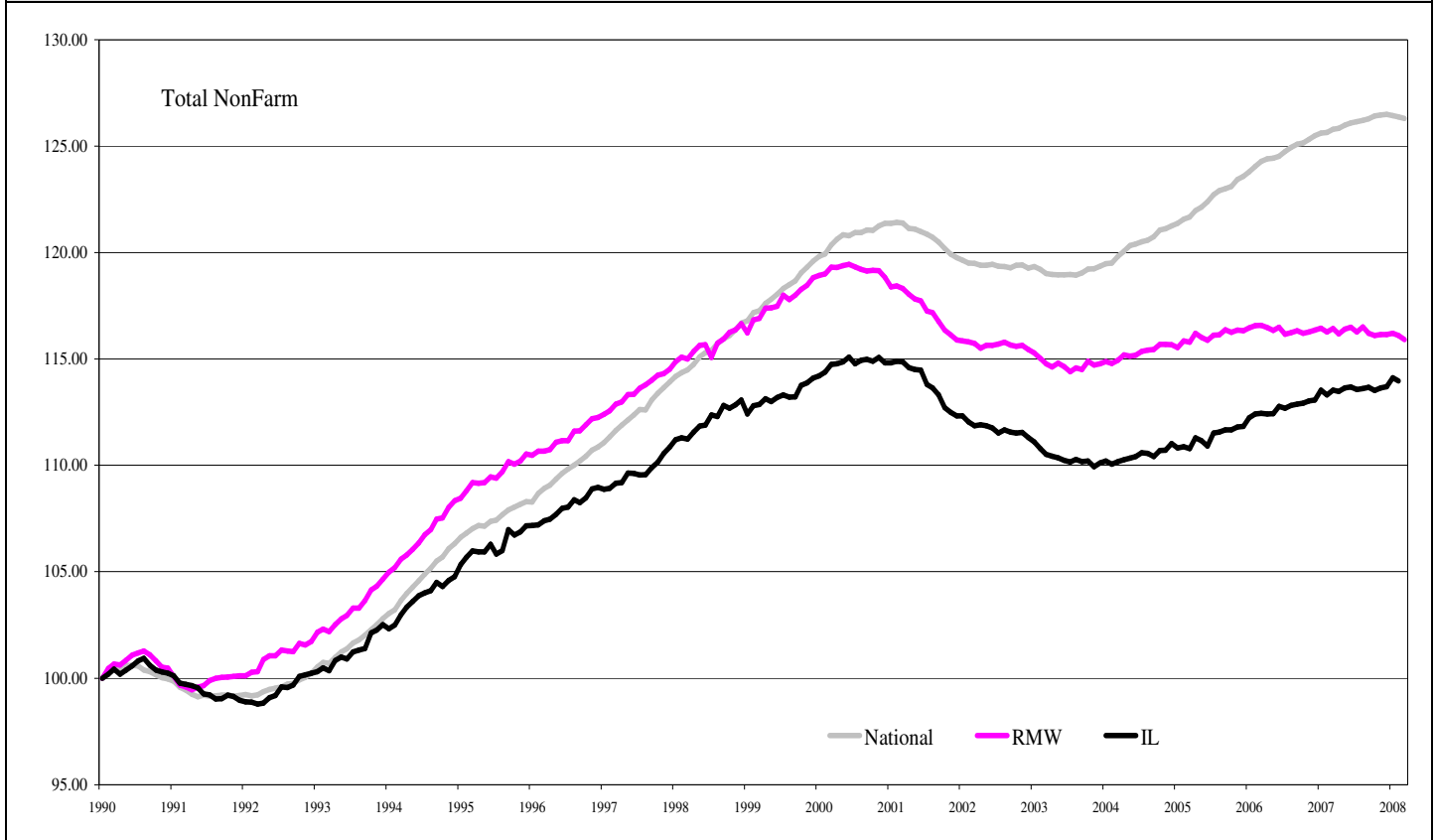
Illinois Notes

- Illinois lost 1,600 jobs at a rate of -0.03% in March 2008, declining from a revised 0.12% loss in February. This is for the second time in 2008 that Illinois posted negative growth.
- Through March, the average growth rate of Illinois in 2008 stood at 0.07% which is greater than the average growth rate for 2007 of 0.05%, and equal to the average growth rate in the recent recovery period for Illinois since early 2004 of 0.07%.
- In March, Illinois, the Nation and the RMW all lost jobs, for second consecutive month.
- Over the last 12-months, Illinois employment grew by 0.36%, slightly below the 0.39% growth of the Nation while RMW continued with a negative rating at -0.45% for the seventh consecutive month. The negative rating for RMW is the lowest since December 2003.
- Illinois has added 4,433 jobs on average per month in 2008, compared to 2,742 jobs in 2007.
- Until March 2008, the cumulative job growth for the Nation, Illinois and RMW compared to January 1990 stood at 26.29%, 13.94% and 15.90% respectively.

Nation Notes

- The nation lost 80,000 jobs in March which far exceeded the forecast by economist of a 50,000 loss. This is the highest number of jobs lost by the nation after March 2003
- This is for the first time after April 2003 that the nation has posted a net job loss for three consecutive months.
- The Nation added 536,000 new jobs at 0.39% over the last 12 months, the smallest gain recorded over any 12-month period after February 2004.
- While the Nation posted a negative growth rate in March, the average job growth rate for 2007 was 0.08% and the average since the recent recovery period after September 2003 was 0.12%.

Total non-farm Employment growth rate Jan 1990 – Mar 2008

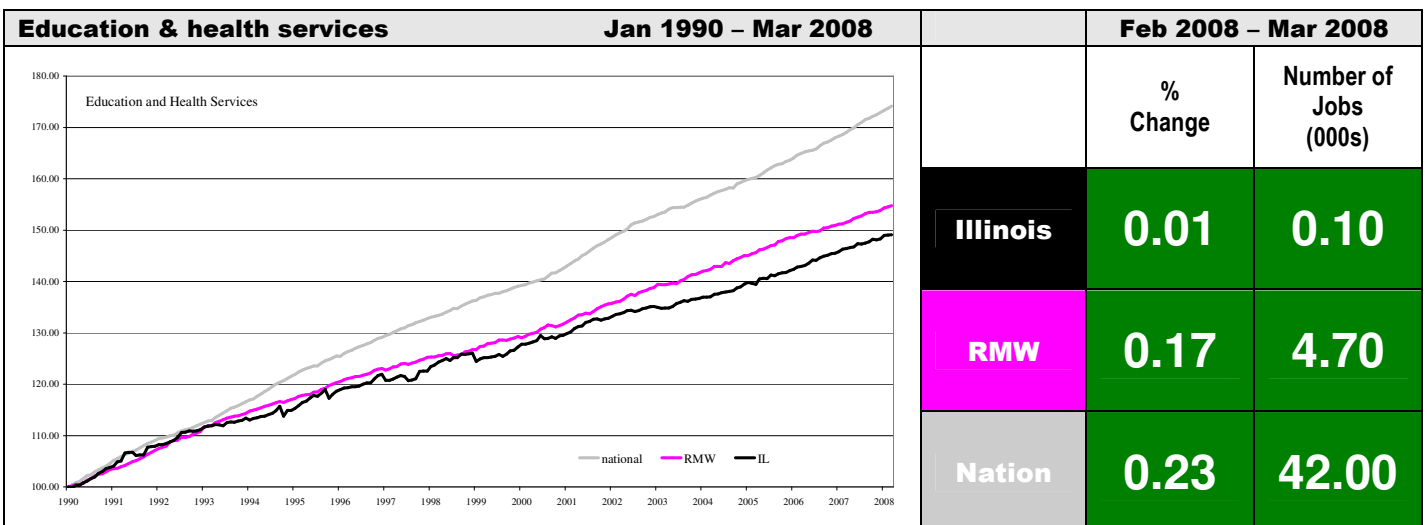
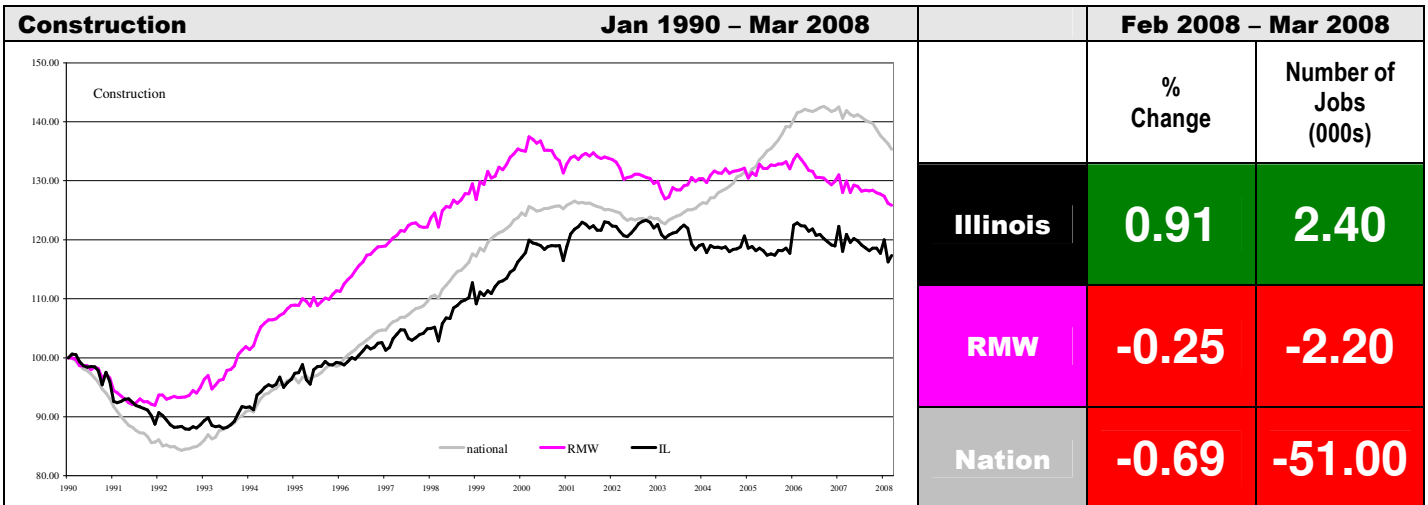


By employment sector:

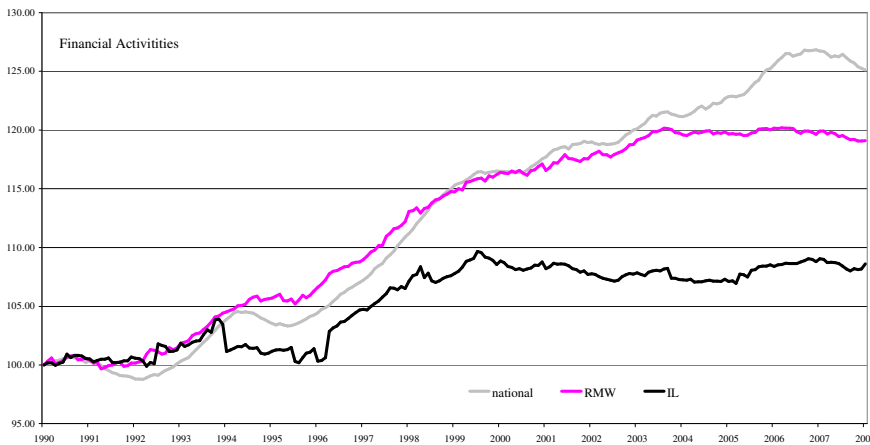
Total non-farm Employment growth rate by sector									
Monthly growth rates	Feb 2008 – Mar 2008			Jan 1990 – Mar 2008					
	Illinois vs. RMW	Illinois vs. Nation	Midwest vs. Nation	Illinois				RMW	Nation
				vs. RMW	vs. Nation	Number of Jobs	Rate %	Rate %	Rate %
Construction	+	+	+	-	-	39,400	17.33	25.83	35.34
Education & health	-	+	+	-	-	259,700	49.08	54.79	74.11
Financial activities	-	-	-	-	-	30,900	8.29	19.05	24.89
Government	-	-	+	-	-	99,900	13.25	14.06	23.34
Information	+	+	-	-	-	-13,600	-10.41	-5.35	12.73
Leisure & hospitality	+	+	+	+	-	143,400	37.15	29.39	47.29
Manufacturing	+	+	-	-	-	-250,300	-27.10	-19.96	-23.35
Professional & business services	-	+	+	-	-	303,500	53.17	59.60	67.34
Trade, transportation & utilities (TTU)	+	+	+	-	-	75,500	6.58	9.47	16.84
Other Services	-	-	-	+	-	54,200	26.39	21.90	30.68

Sector notes

- While Illinois faced a 0.03% job loss in March, four sectors recorded net gains, one sector stayed the same and the five remaining sectors posted net losses. Compared to February, performance gains were recorded for Construction (-3.11% to 0.91%) and Trade, Transportation and Utilities (-0.23% to 0.10%) whereas Government (0.36% to -0.14%), Other Services (-0.11% to -0.42%) and Leisure and Hospitality (0.30% to 0.04%) faced losses in performance, although the latter sector still recorded a gain.
- Notable gains at the Nation level were recorded as follows:
 - Education and Health Services: 42,000 (0.23%)
 - Government: 18,000 (0.18%)
 - Leisure and Hospitality: 18,000 (0.13%)
- Major losses were recorded for the following sectors:
 - Construction: 51,000 (-0.69%)
 - Manufacturing: 48,000 (-0.35%)
 - Professional and Business Services: 35,000 (-0.19%)
- For the Illinois, the following sectors are notable in terms of job gains:
 - Construction: 2,400 (0.33%)
 - Trade, Transportation and Utilities: 1,200 (0.10%)
 - Leisure and Hospitalities: 200 (0.04%)
- Following are the major Illinois sectors that lost jobs in January:
 - Manufacturing: 1,800 (-0.27%)
 - Government: 1,200 (0.50%)
 - Other Services: 1,100 (0.50%)
- In terms of 12-months aggregated account, Construction, Manufacturing, Financial Activities, Leisure and Hospitalities and Other Services registered net losses, information recorded zero growth and other sectors maintained a positive rating. Education and Health Services and Trade, Transportation and Utilities were the two major contributors over that period.



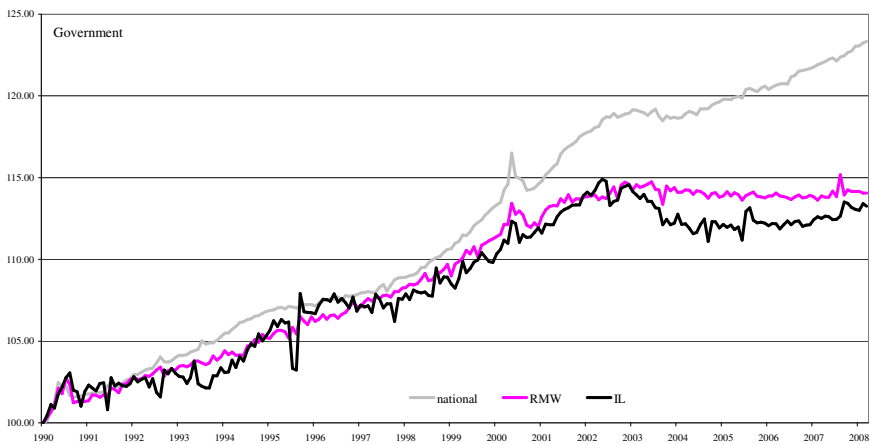
Financial activities Jan 1990 – Mar 2008



Feb 2008 – Mar 2008

	% Change	Number of Jobs (000s)
Illinois	-0.17	-0.70
RMW	-0.03	-0.30
Nation	-0.06	-5.00

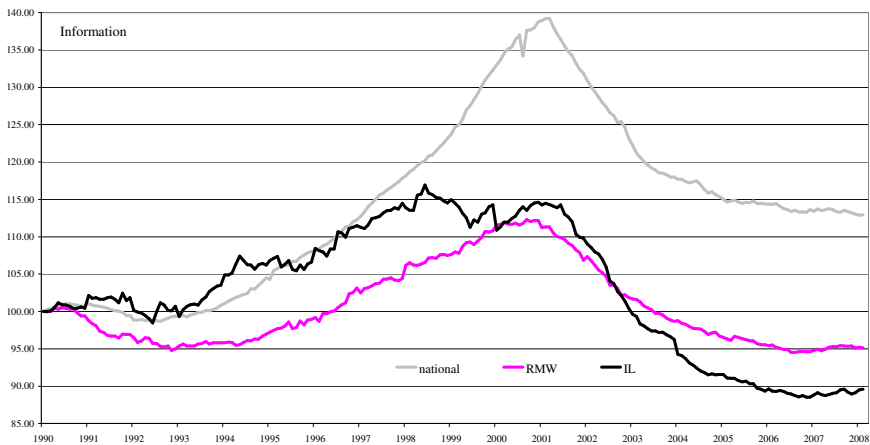
Government Jan 1990 – Mar 2008



Feb 2008 – Mar 2008

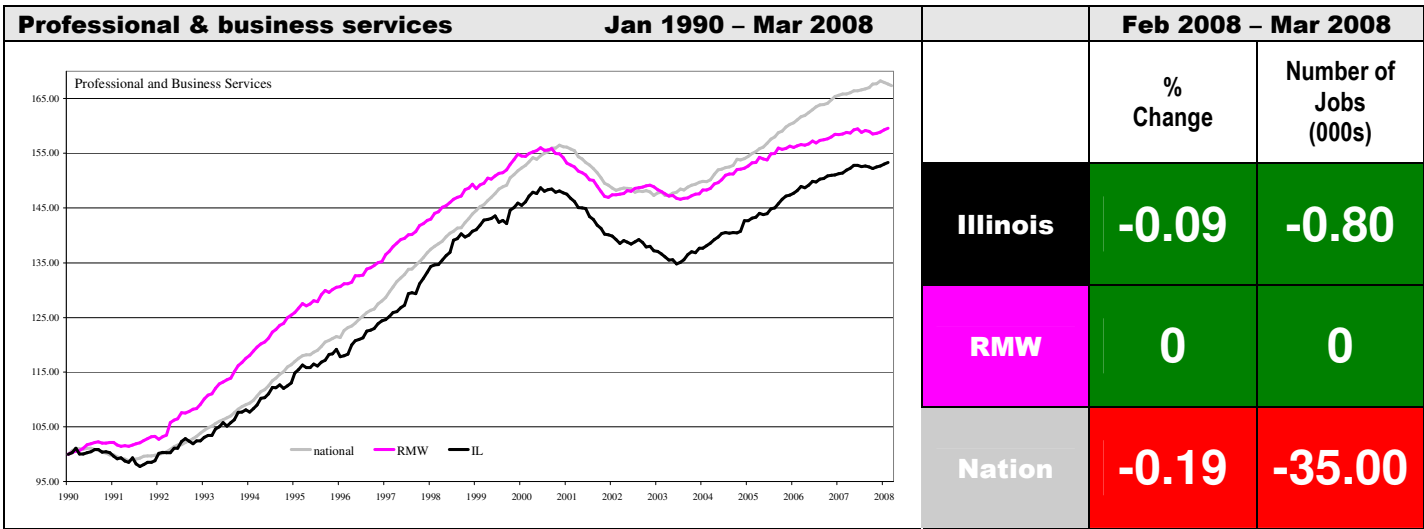
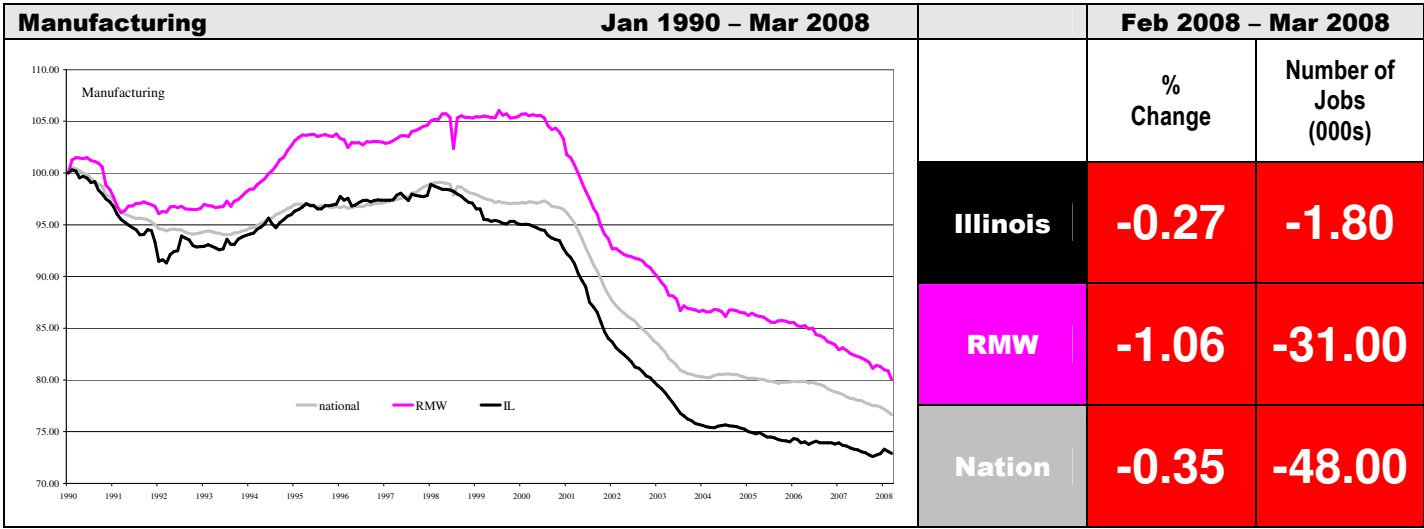
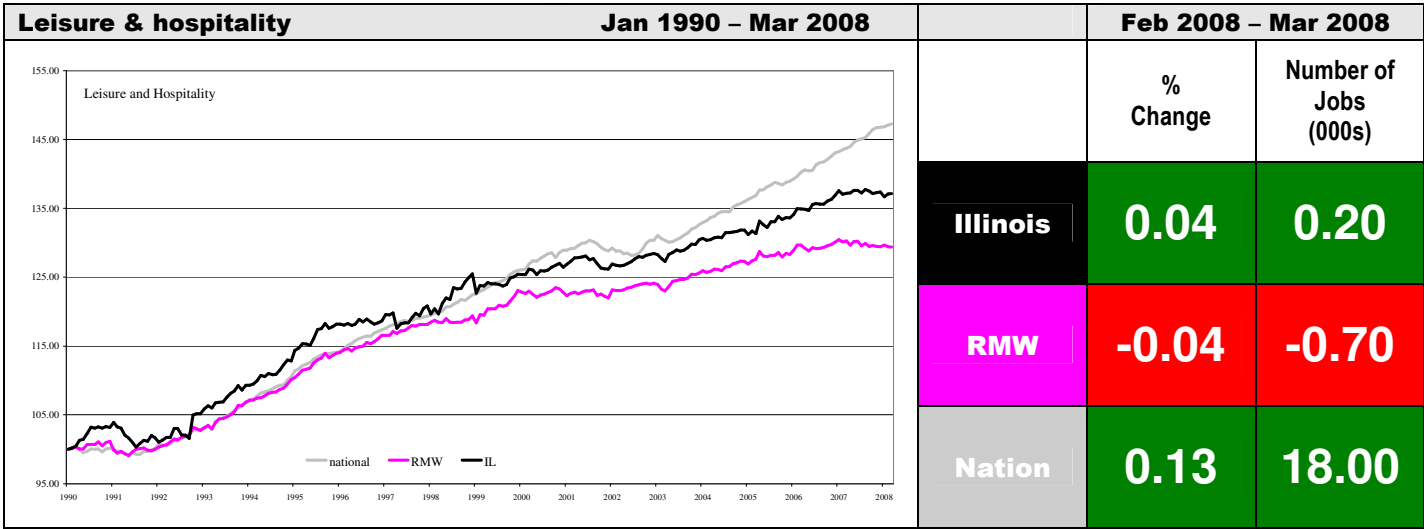
	% Change	Number of Jobs (000s)
Illinois	-0.14	-1.20
RMW	0.01	0.30
Nation	0.08	18.00

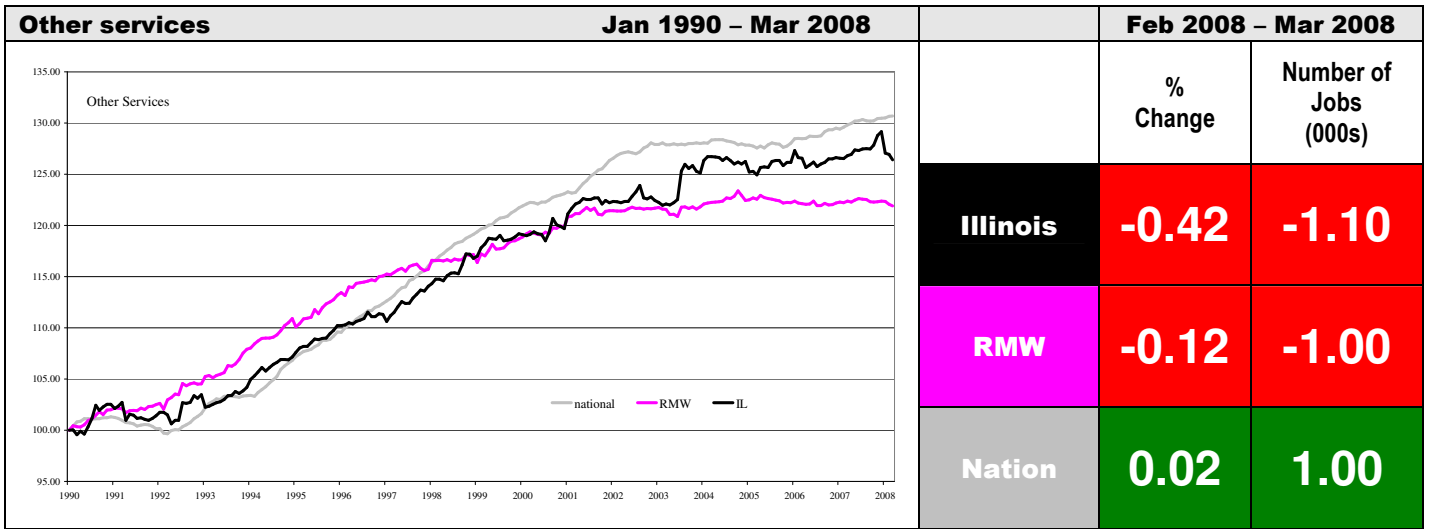
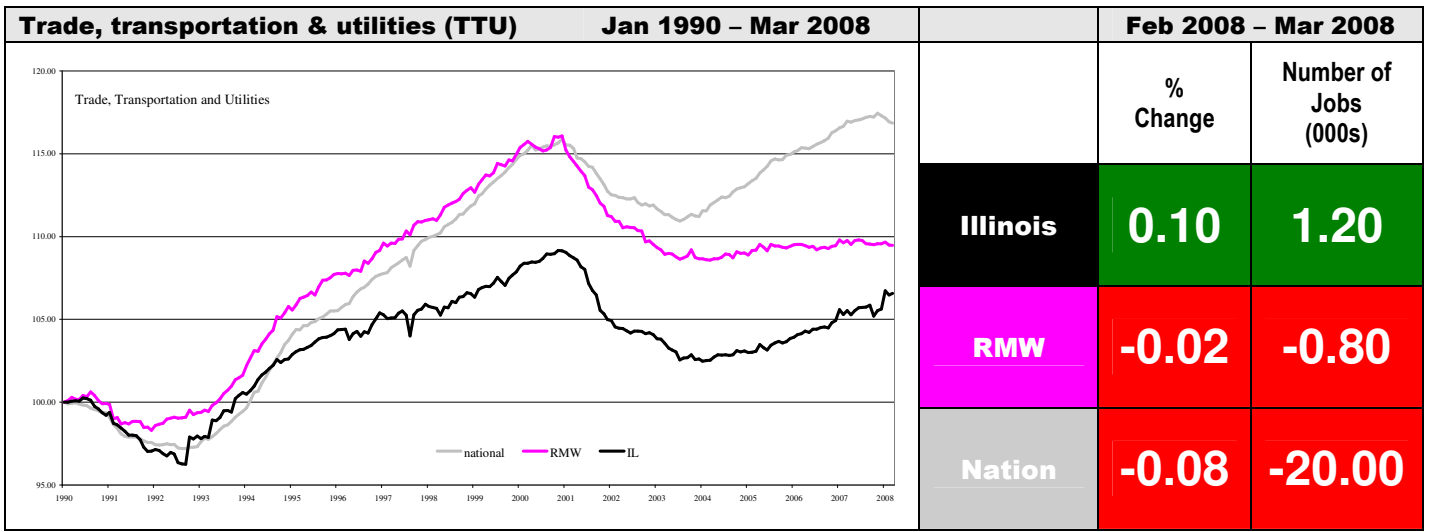
Information Jan 1990 – Mar 2008



Feb 2008 – Mar 2008

	% Change	Number of Jobs (000s)
Illinois	0.09	0.10
RMW	-0.06	-0.20
Nation	0.07	2.00





ABOUT: The Illinois Coalition for Jobs, Growth & Prosperity is a not-for-profit 501-c-4 organization. Coalition founding members include the Chicagoland Chamber of Commerce, the Illinois Business Roundtable, the Illinois Civil Justice League, the Illinois Manufacturers' Association, and the Illinois State Chamber of Commerce. Established to provide Illinois voters with information about government-related issues that have a direct effect on jobs, the Coalition represents firms employing more than a million Illinois workers.