

Illinois Job Index



Illinois Coalition for Jobs, Growth & Prosperity

Release
06/21/2008

Data
Jan 1990 / May 2008

Issue
2008.6

www.jobsillinois.us

For the June 2008 Illinois Job Index, the Coalition issued a positive rating. RMW also posted a positive growth. Nation continued with a negative growth in this month.

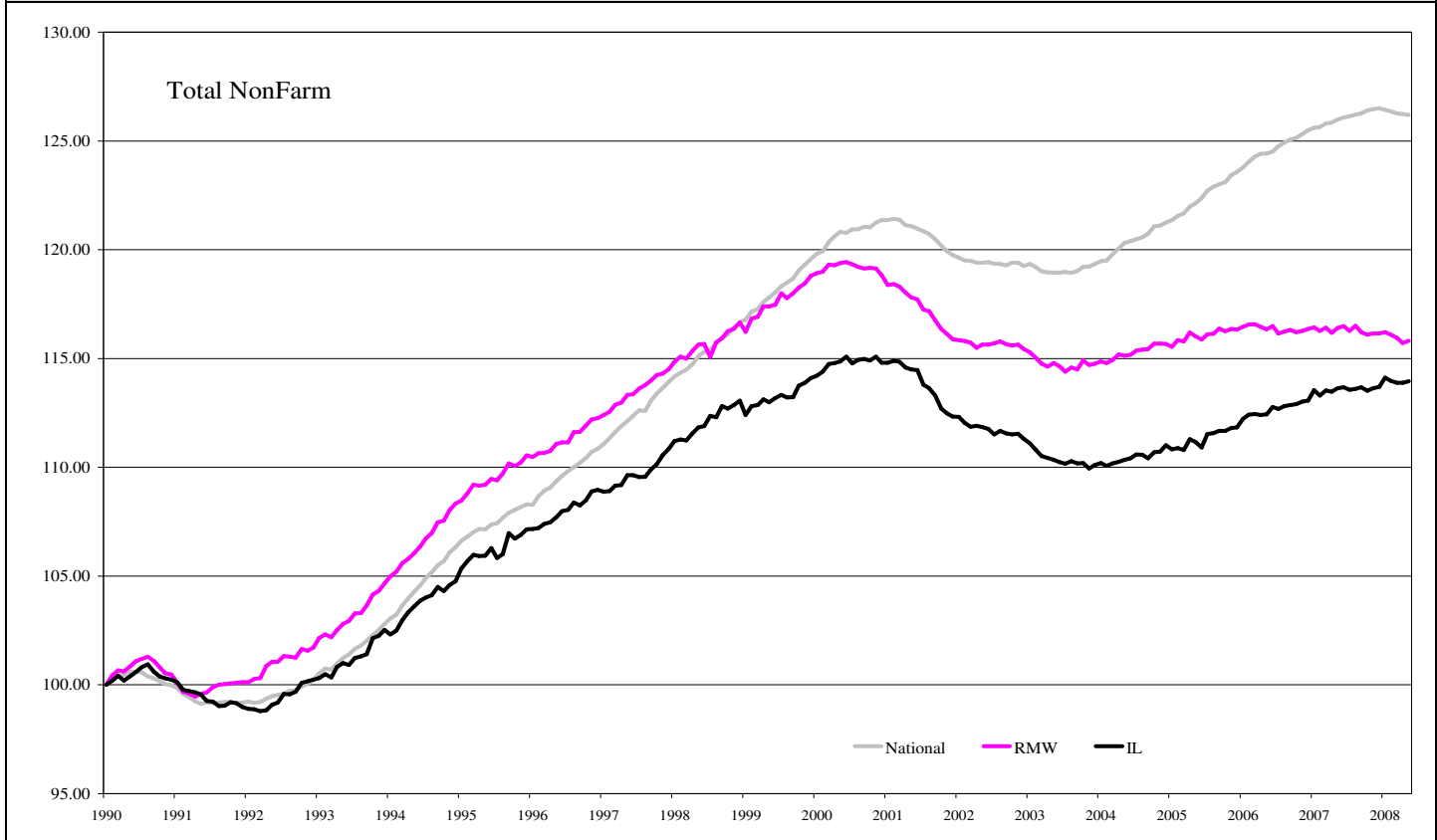
The Illinois Coalition for Jobs, Growth & Prosperity publishes the monthly Illinois Job Index and MSA Report as tools for elected officials, policy leaders and the public. We can better understand the Illinois economy and business climate by comparing and measuring Illinois employment growth rates against those of the Rest of the Midwest (RMW: Indiana, Iowa, Michigan, Missouri, Ohio and Wisconsin) and the Nation. Data and analysis is provided by the Illinois Economic Observatory / Regional Economics Applications Laboratory, University of Illinois.

↑	June 2008 Positive	Apr 2008 – May 2008		Last 12 months		
		Total non-farm employment	Growth Rate %	Number of Jobs	Growth Rate%	Number of Jobs
		Nation	-0.04	-49,000	+0.17	+236,000
		RMW	+0.09	+18,000	-0.51	-100,700
		Illinois	+0.07	+4,000	+0.28	+16,700

Talking Points

Illinois Notes	<ul style="list-style-type: none"> The increase of 4,000 jobs at a rate of 0.07% in May 2008 was much larger than the revised increase of 300 jobs at 0.01% in April. This is for the third time in 2008 that Illinois posted positive growth. Through May, the average growth rate of Illinois in 2008 stood at 0.05%, which is the same as the average growth rate for 2007 of 0.05%, but below the average for the recent recovery period for Illinois since early 2004 of 0.07%. In May, Illinois and the RMW both increased jobs, but the Nation continued a negative growth for the fifth month in a row. Over the last 12-months, Illinois employment grew by 0.28%, above the 0.17% growth of the Nation, while the RMW continued with a negative rating at -0.51% for the ninth consecutive months. The negative rating for the RMW is the lowest since December 2003. Illinois has added 2,820 jobs on average per month in 2008 so far, compared to 2,742 jobs in 2007. Until May 2008, the cumulative job growth for the Nation, Illinois and RMW compared to January 1990 stood at 26.20%, 13.96%, and 15.82%, respectively.
Nation Notes	<ul style="list-style-type: none"> While the Nation lost 49,000 jobs and posted a negative rating for five consecutive months through May, the size of the loss was smaller than the forecast by economists of 60,000. This is for the first time after May 2002 that the Nation has posted a net job loss for five consecutive months. The Nation added 236,000 new jobs at 0.17% over the last 12 months, the smallest gain recorded over any 12 months period since January 2004. The average growth rate for the Nation in 2008 was -0.05%, while the average growth rate for 2007 was 0.08% and the average for the recent recovery period for the Nation since September 2003 was 0.12%.

Total non-farm Employment growth rate Jan 1990 – May 2008

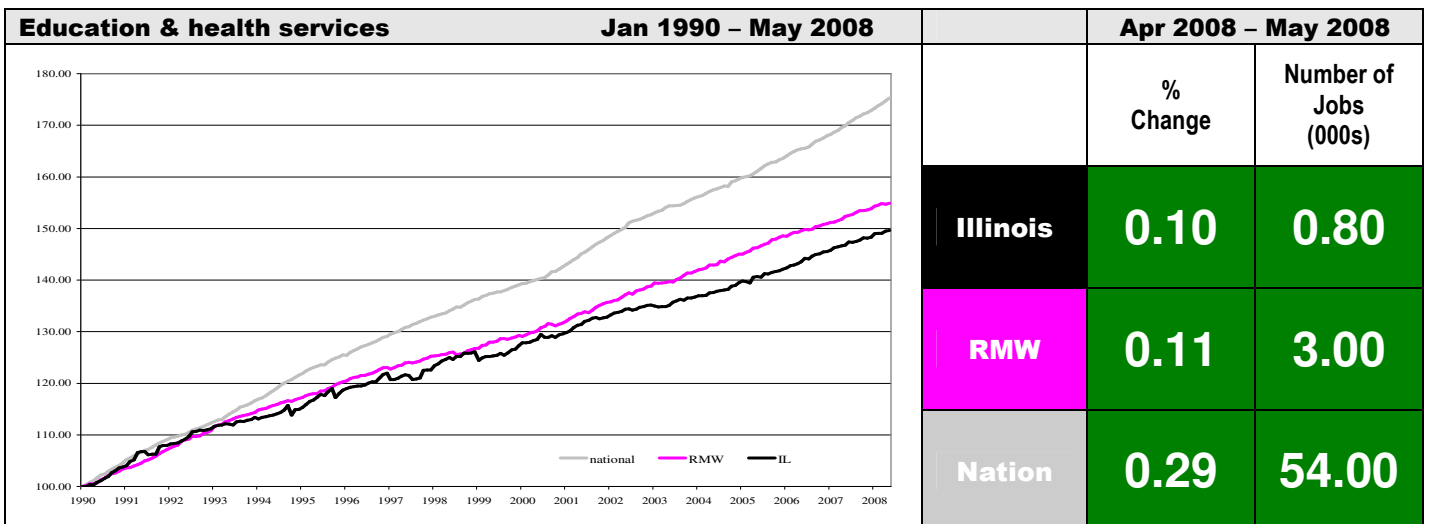
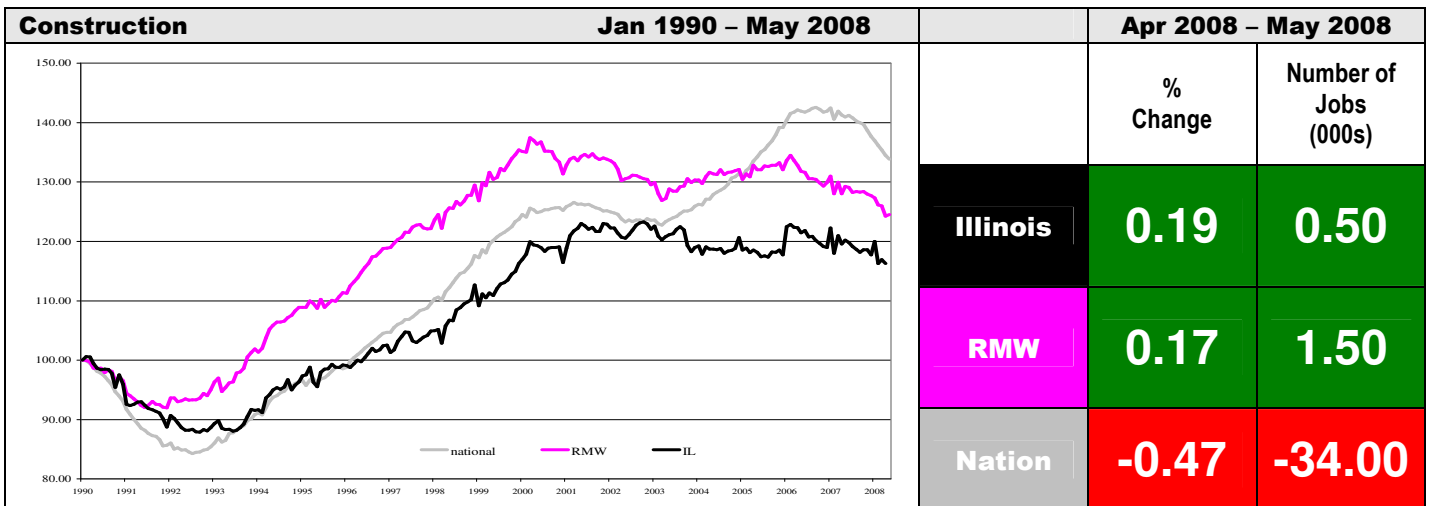


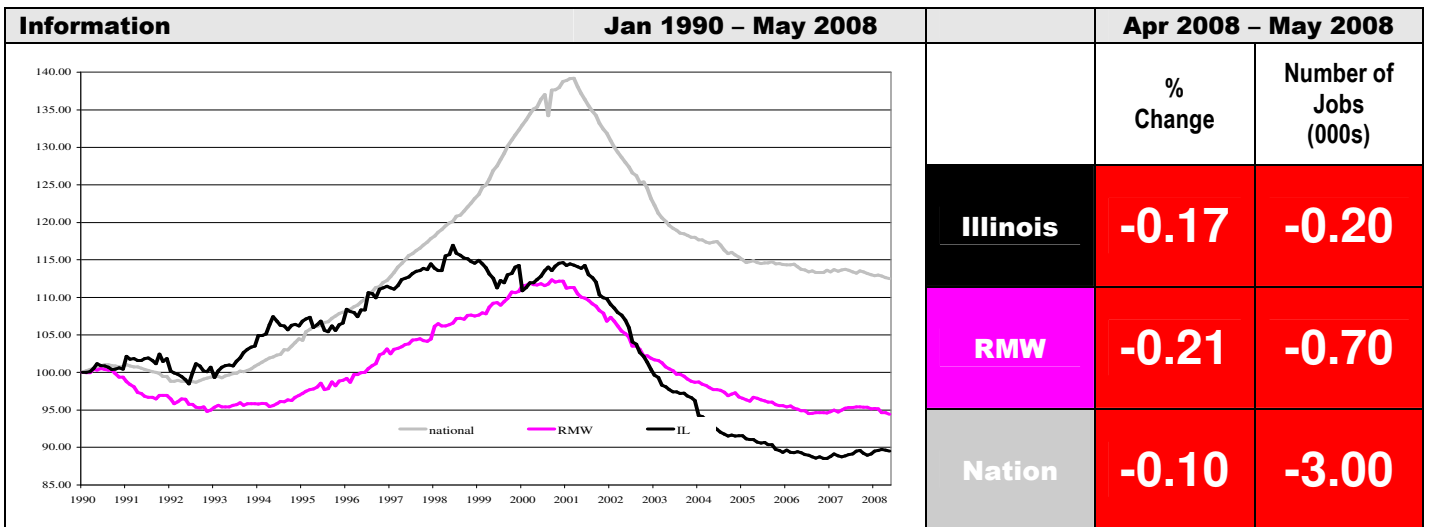
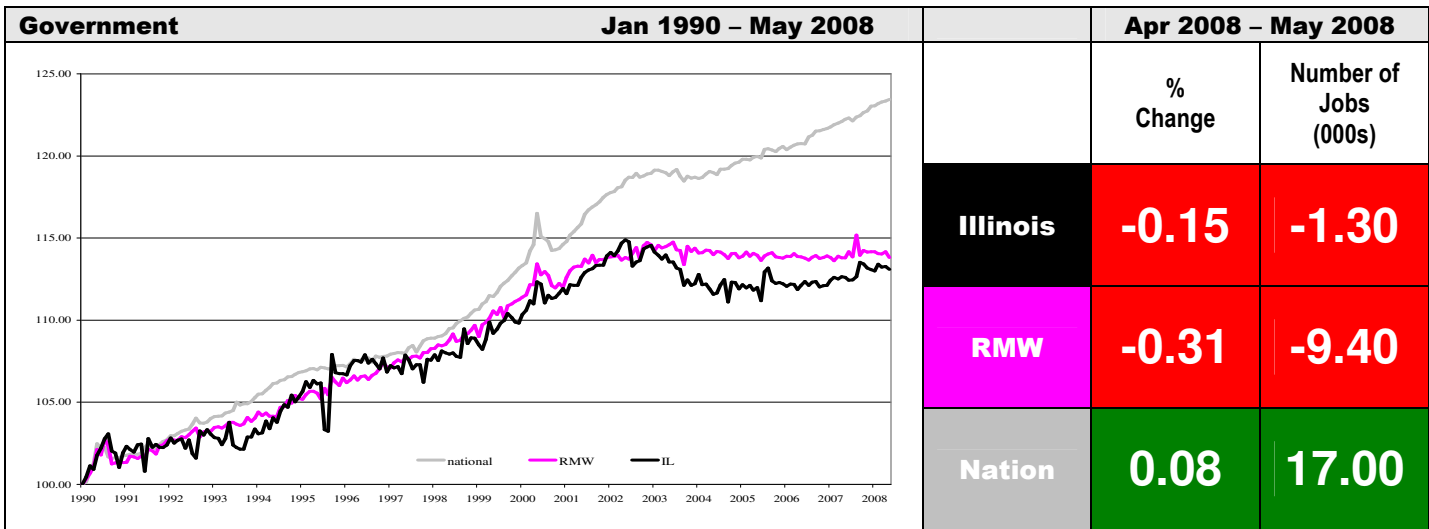
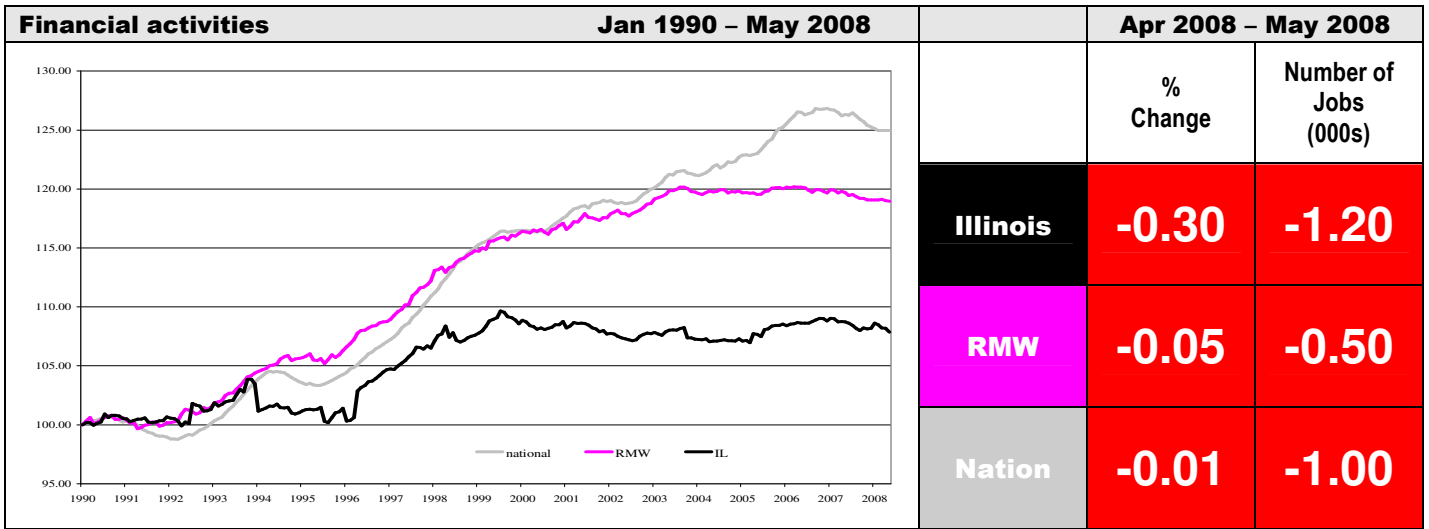
By employment sector:

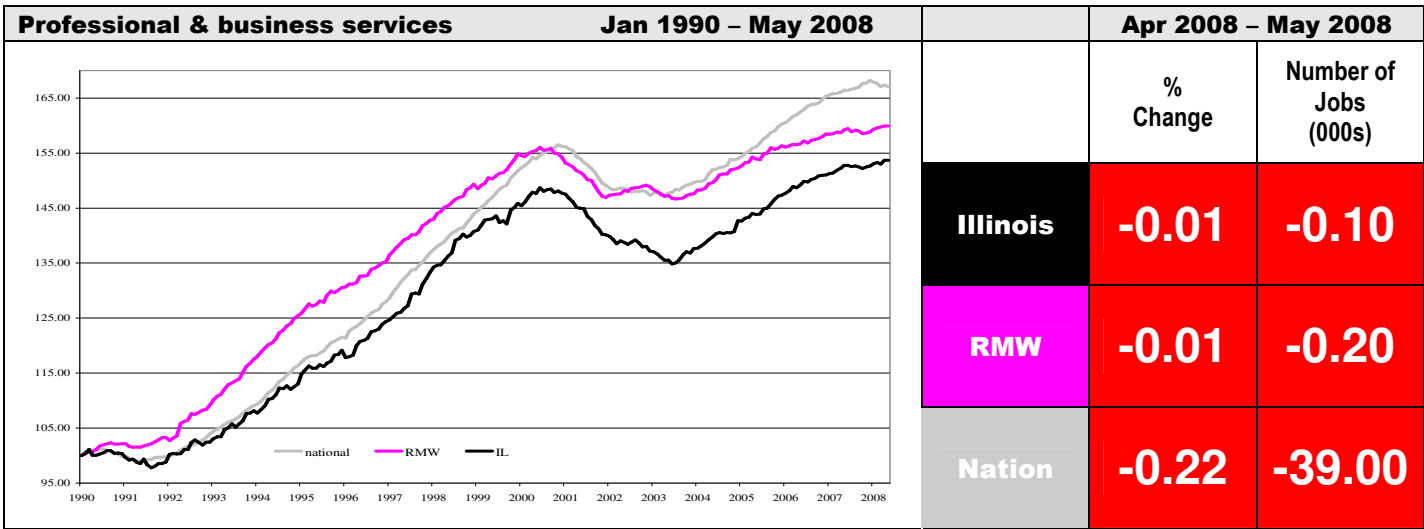
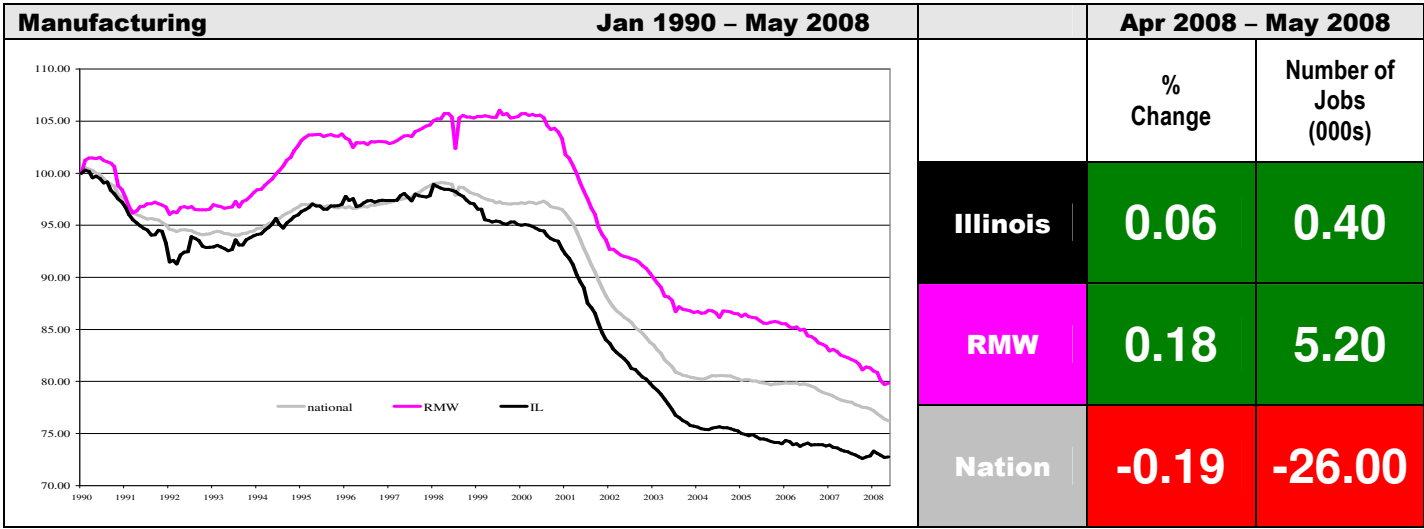
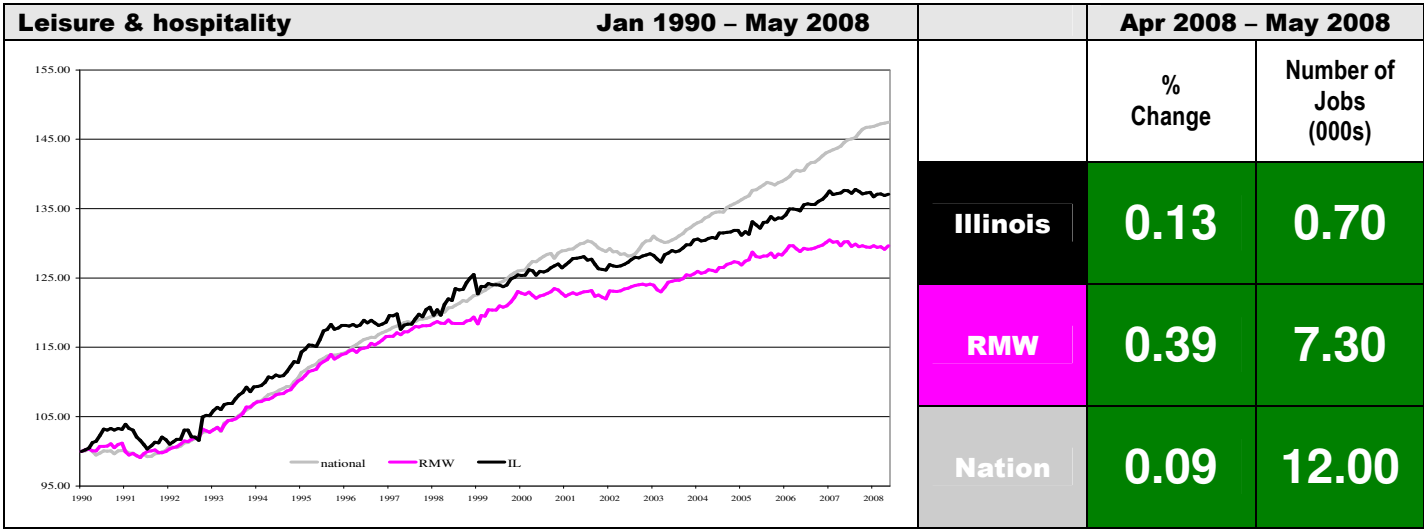
Total non-farm Employment growth rate by sector									
Monthly growth rates	Apr 2008 – May 2008			Jan 1990 – May 2008					
	Illinois vs. RMW	Illinois vs. Nation	Midwest vs. Nation	Illinois				RMW	Nation
				vs. RMW	vs. Nation	Number of Jobs	Rate %	Rate %	Rate %
Construction	+	+	+	-	-	37,500	16.49	24.50	33.84
Education & health	-	-	-	-	-	262,600	49.63	54.87	75.27
Financial activities	-	-	-	-	-	29,300	7.86	18.96	24.94
Government	+	-	-	-	-	98,800	13.11	13.81	23.44
Information	+	-	-	-	-	-13,700	-10.49	-5.58	12.51
Leisure & hospitality	-	+	+	+	-	143,100	37.07	29.66	47.47
Manufacturing	-	+	+	-	-	-251,600	-27.24	-20.17	-23.77
Professional & business services	same	+	+	-	-	306,500	53.70	59.94	67.07
Trade, transportation & utilities (TTU)	+	+	-	-	-	76,100	6.63	9.23	16.44
Other Services	+	+	+	+	-	54,700	26.63	21.78	31.18

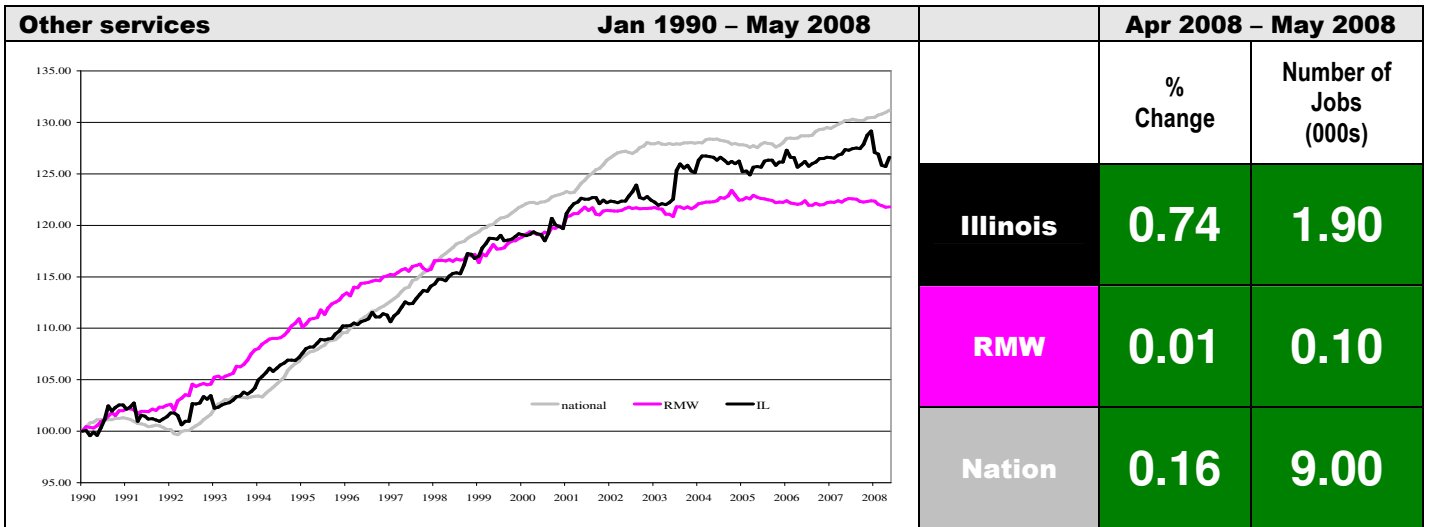
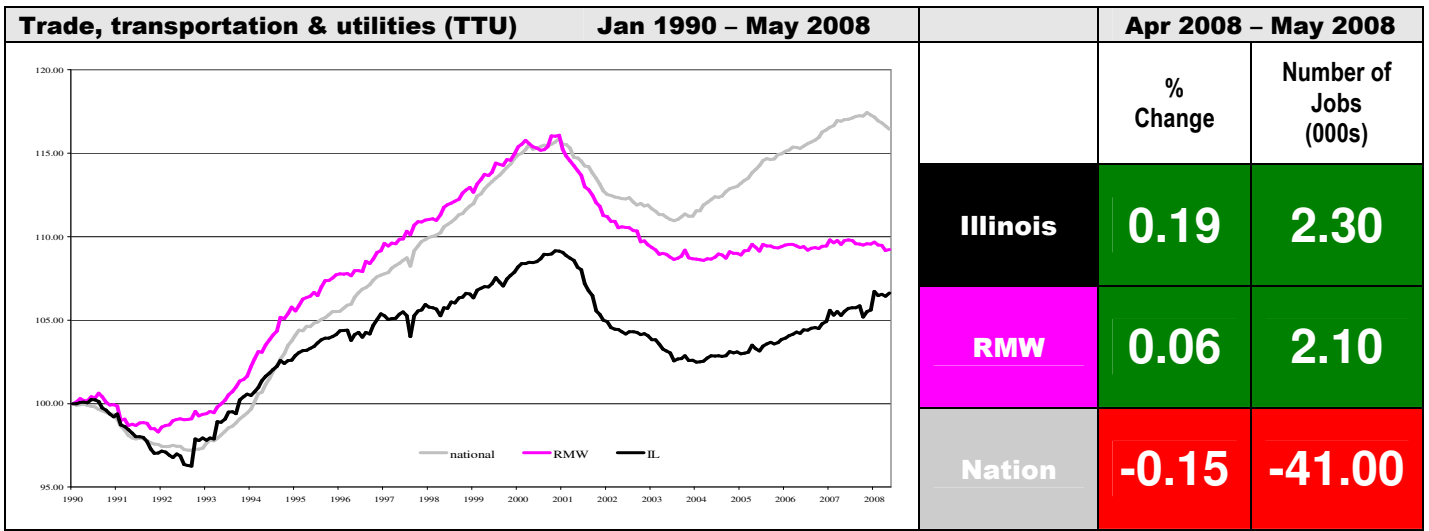
Sector notes

- With a 0.07% overall growth in Illinois in May 2008, six sectors recorded net gains, one sector stayed the same, and three sectors posted net losses. Compared to revised data for April, notable performance gains were recorded for Other Services (-0.12% to 0.74%), Construction (-0.53% to 0.19%) and Manufacturing (-0.28% to 0.06%), whereas Financial Activities (-0.02% to -0.30%), and Professional and Business Services (-0.02 to -0.30) faced major losses in performance.
- Notable gains at the national level were recorded as follows:
 - Education and Health Services: 54,000 (0.29%)
 - Government: 17,000 (0.08%)
 - Leisure and Hospitality: 12,000 (0.09%)
- Major losses at the national level were recorded for the following sectors:
 - Trade, Transportation, Utilities: -41,000 (-0.15%)
 - Professional and Business Services: -39,000 (-0.22%)
 - Construction: -34,000 (-0.47%)
- For Illinois, the following sectors are notable in terms of job gains:
 - Trade, Transportation, Utilities: 2,300 (0.19%)
 - Other Services: 1,900 (0.74%)
 - Education and Health Services: 800 (0.01%)
- Following are the major sectors that lost jobs in May:
 - Government: -1,300 (-0.15%)
 - Financial Activities: -1,200 (-0.30%)
- According to the 12 month aggregated account for Illinois, Construction, Manufacturing, Financial Activities, Leisure and Hospitalities and Other services recorded net losses, whereas the remaining five sectors maintained a positive rating. Education and Health Services and Trade, Transportation and Utilities were the two major contributors over that period.









ABOUT: The Illinois Coalition for Jobs, Growth & Prosperity is a not-for-profit 501-c-4 organization. Coalition founding members include the Chicagoland Chamber of Commerce, the Illinois Business Roundtable, the Illinois Civil Justice League, the Illinois Manufacturers' Association, and the Illinois State Chamber of Commerce. Established to provide Illinois voters with information about government-related issues that have a direct effect on jobs, the Coalition represents firms employing more than a million Illinois workers.