

Illinois Job Index




Illinois Coalition for Jobs, Growth & Prosperity

Release 05/17/2008	Data Jan 1990 / Apr 2008	Issue 2008.5	www.jobsillinois.us
------------------------------	------------------------------------	------------------------	----------------------------

For the April 2008 Illinois Job Index, the Coalition issued a negative rating. Nation and RMW also posted a negative growth in this month.

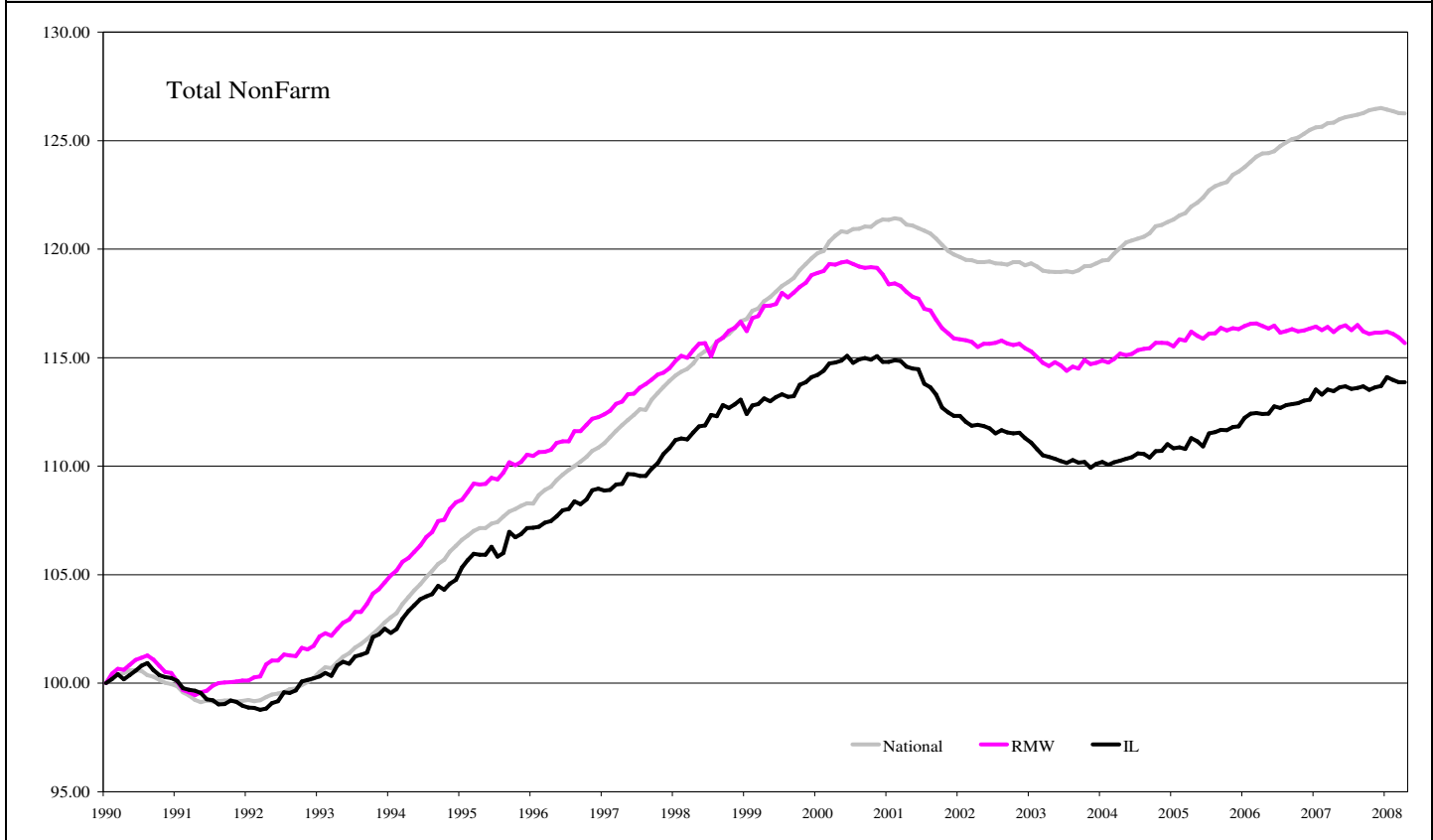
The Illinois Coalition for Jobs, Growth & Prosperity publishes the monthly Illinois Job Index and MSA Report as tools for elected officials, policy leaders and the public. We can better understand the Illinois economy and business climate by comparing and measuring Illinois employment growth rates against those of the Rest of the Midwest (RMW: Indiana, Iowa, Michigan, Missouri, Ohio and Wisconsin) and the Nation. Data and analysis is provided by the Illinois Economic Observatory / Regional Economics Applications Laboratory, University of Illinois.

	May 2008 Neutral	Mar 2008 – Apr 2008		Last 12 months		
		Total non-farm employment	Growth Rate %	Number of Jobs	Growth Rate%	Number of Jobs
		Nation	-0.01	-20,000	+0.34	+462,000
		RMW	-0.24	-47,300	-0.44	-87,700
		Illinois	-0.01	-500	+0.35	+20,900

Talking Points

Illinois Notes	<ul style="list-style-type: none"> The loss of 500 jobs at a rate of -0.01% in April 2008 was smaller than the loss in March (0.08%). This is for the third time in 2008 that Illinois posted negative growth. Through April, the average growth rate of Illinois in 2008 stood at 0.04% which is below the average growth rate for 2007 of 0.05% and the average for the recent recovery period for Illinois since early 2004 of 0.07%. In April, Illinois, the Nation and the RMW all lost jobs, for the third consecutive month. Over the last 12-months, Illinois employment grew by 0.35%, slightly above the 0.34% growth of the Nation while RMW continued with a negative rating at -0.44% for the eighth consecutive months. The negative rating for RMW is the lowest since December 2003. Illinois has added 2,325 jobs on average per month in 2008, compared to 2,742 jobs in 2007. Until April 2008, the cumulative job growth for the Nation, Illinois and RMW compared to January 1990 stood at 26.26%, 13.87% and 15.67% respectively.
Nation Notes	<ul style="list-style-type: none"> While nation lost jobs (20,000) for the fourth consecutive month in April, the size of the loss was much lower than the forecast by economists (75,000). This is the smallest number of jobs lost by the nation in 2008. This is for the first time after March 2003 that the nation has posted a net job loss for four consecutive months. The Nation added 462,000 new jobs at 0.34% over the last 12 months, the smallest gain recorded over any 12-month period since February 2004. While through April the Nation posted negative growth for four months in a row, the average growth rate for 2007 was 0.08% and the average since the recent recovery period after September 2003 was 0.12%.

Total non-farm Employment growth rate Jan 1990 – Apr 2008

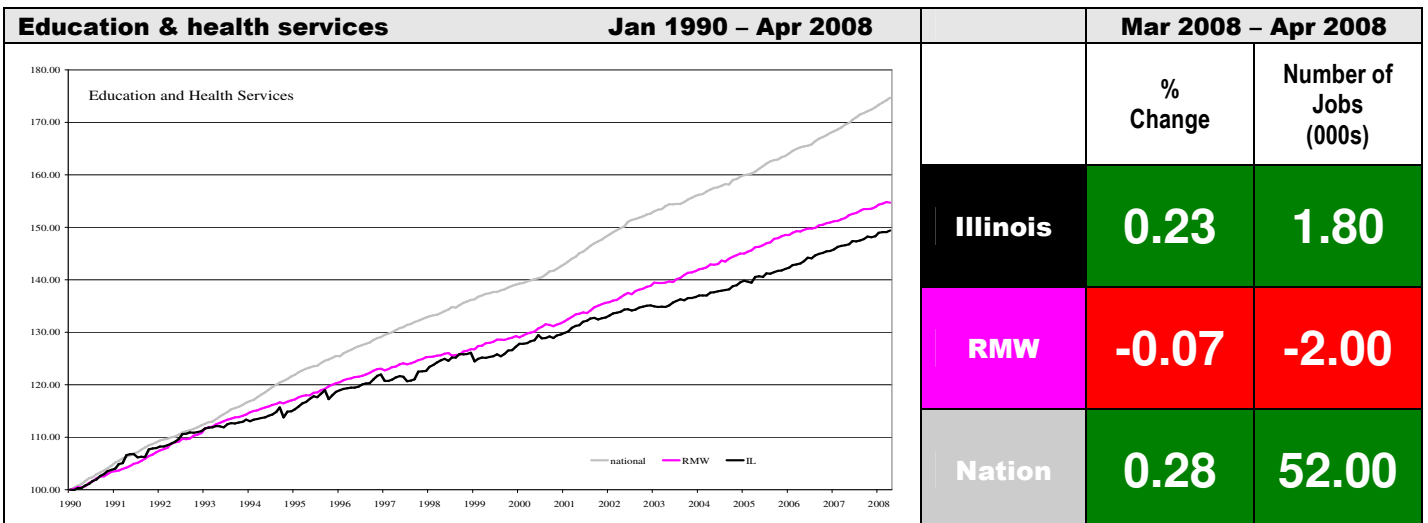
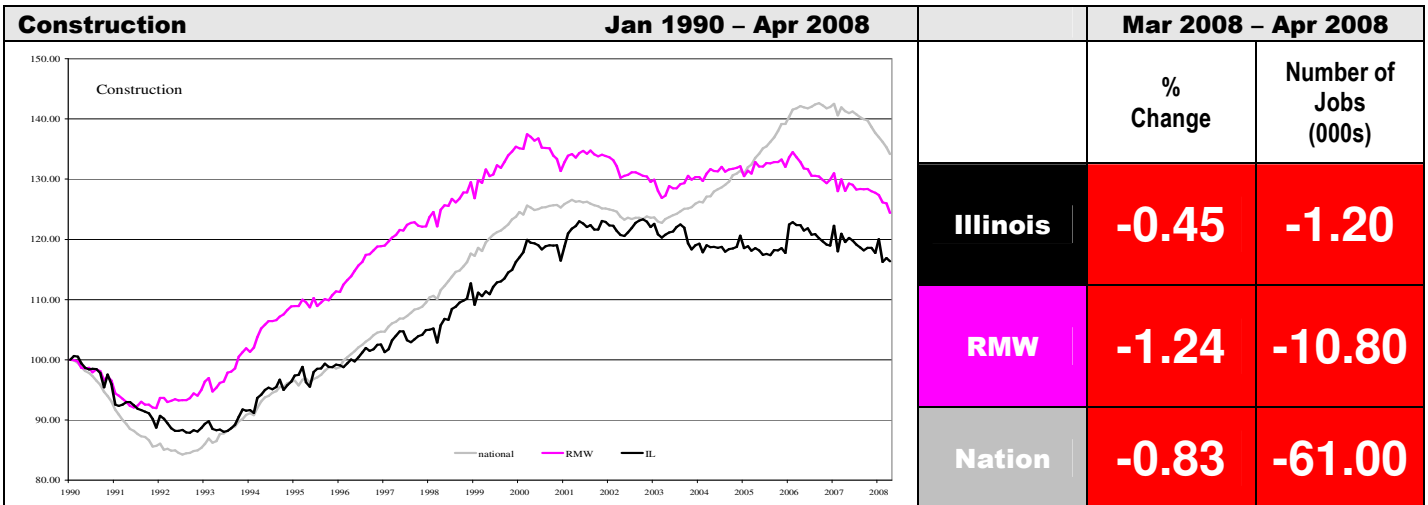


By employment sector:

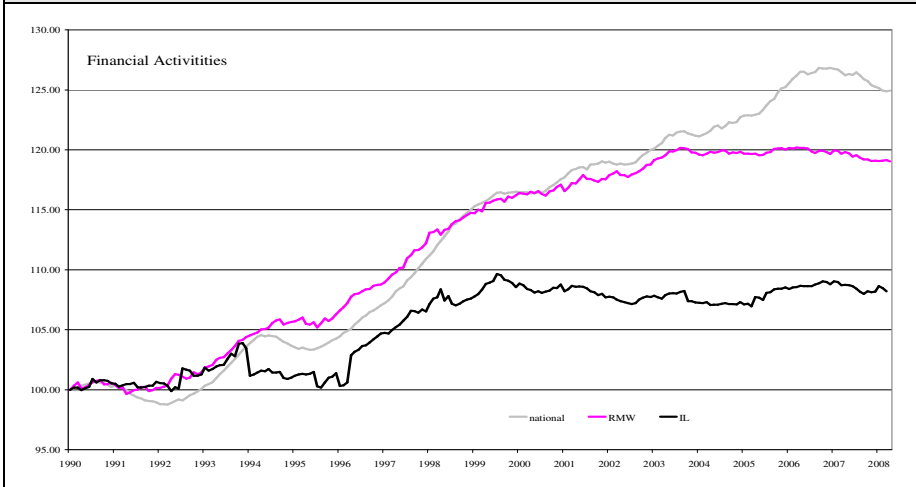
Total non-farm Employment growth rate by sector									
Monthly growth rates	Mar 2008 – Apr 2008			Jan 1990 – Apr 2008					
	Illinois vs. RMW	Illinois vs. Nation	Midwest vs. Nation	Illinois				RMW	Nation
				vs. RMW	vs. Nation	Number of Jobs	Rate %	Rate %	Rate %
Construction	+	+	-	-	-	37,200	16.36	24.41	34.18
Education & health	+	-	-	-	-	261,400	49.40	54.72	74.67
Financial activities	+	-	-	-	-	30,500	8.18	19.04	24.92
Government	-	-	-	-	-	100,000	13.26	14.09	23.33
Information	-	-	+	-	-	-13,500	-10.34	-5.21	12.77
Leisure & hospitality	+	-	-	+	-	142,500	36.92	28.82	47.42
Manufacturing	+	+	-	-	-	-252,000	-27.28	-20.29	-23.61
Professional & business services	+	+	-	-	-	306,100	53.63	59.64	67.64
Trade, transportation & utilities (TTU)	+	+	-	-	-	74,100	6.46	9.19	16.70
Other Services	-	-	-	+	-	52,400	25.51	21.82	30.94

Sector notes

- While Illinois faced a 0.01% job loss in April, three sectors recorded net gains and three remaining sectors posted net losses. Compared to April, notable performance gains were recorded for Professional and Business Services (-0.18% to 0.39%), Other Services (-0.84% to -0.27%) and Education and Health Services (0% to 0.23%) whereas Construction (0.53% to -0.54%), Information (0.17% to -0.09%) and Leisure and Hospitality (0.02% to -0.15%) faced losses in performance.
- Notable gains at the Nation level were recorded as follows:
 - Education and Health Services: 52,000 (0.28%)
 - Professional and Business Services: 39,000 (0.22%)
 - Leisure and Hospitality: 18,000 (0.13%)
 - Government: 18,000 (0.08%)
- Major losses in April were recorded for the following sectors:
 - Construction: 61,000 (-0.83%)
 - Manufacturing: 46,000 (-0.34%)
 - Trade, Transportation and Utilities: 36,000 (-0.14%)
- For the Illinois, the following sectors are notable in terms of job gains:
 - Professional and Business Services: 3,400 (0.39%)
 - Education and Health Services: 1,800 (0.23%)
- Following are the major Illinois sectors that lost jobs in April:
 - Manufacturing: 1,900 (-0.28%)
 - Construction: 1,200 (-0.45%)
 - Trade, Transportation and Utilities: 1,100 (-0.09%)
- In terms of 12-months aggregated account, Construction, Manufacturing, Financial Activities, Leisure and Hospitalities and Other Services registered net losses, whereas the remaining five sectors maintained a positive rating. Education and Health Services and Trade, Transportation and Utilities were the two major contributors over that period.

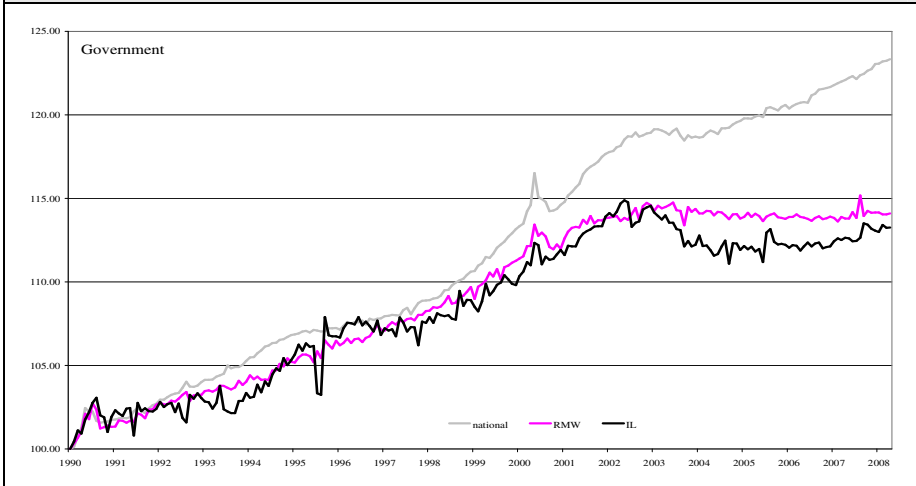


Financial activities Jan 1990 – Apr 2008



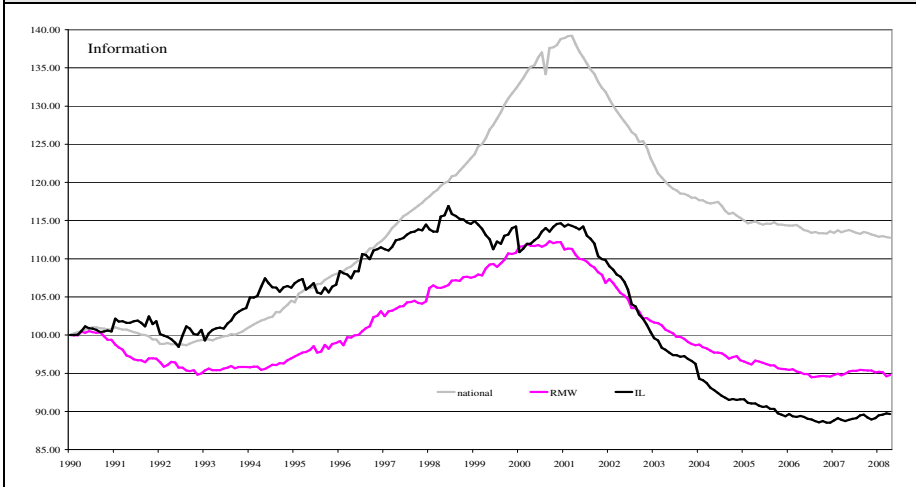
		Mar 2008 – Apr 2008	
		% Change	Number of Jobs (000s)
Illinois		-0.02	-0.10
RMW		-0.08	-0.90
Nation		0.04	3.00

Government Jan 1990 – Apr 2008

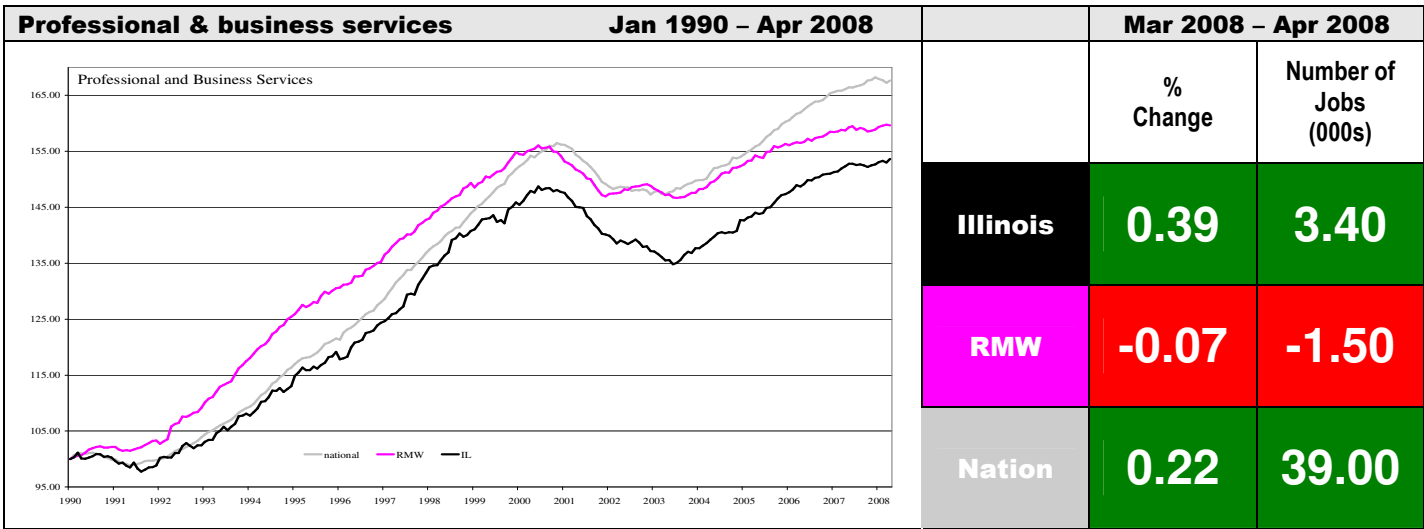
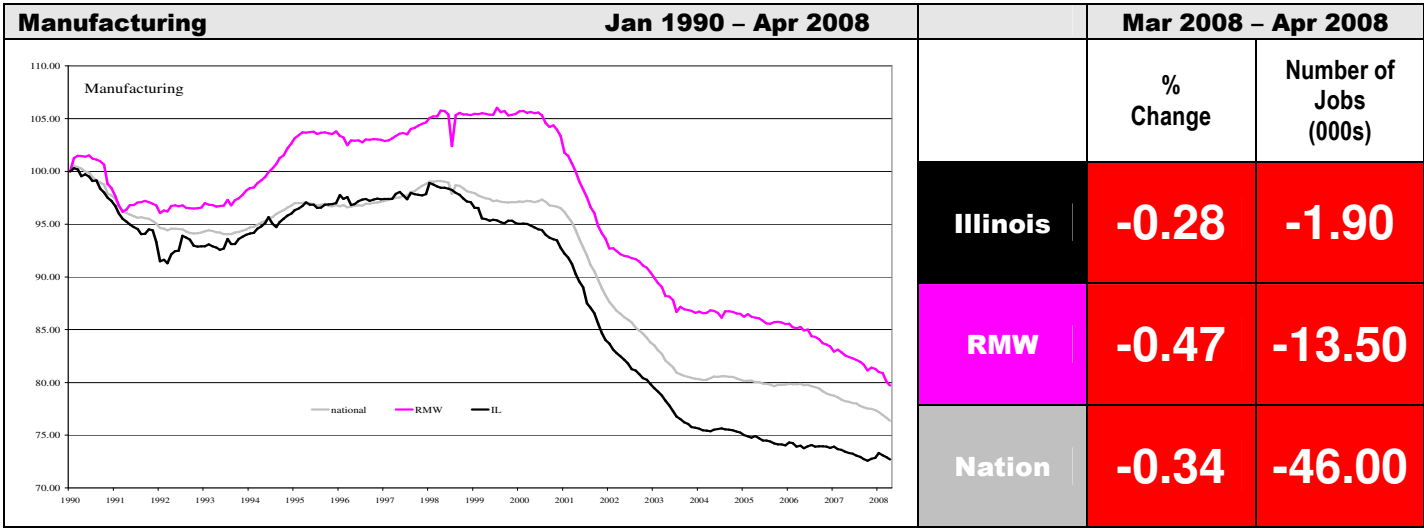
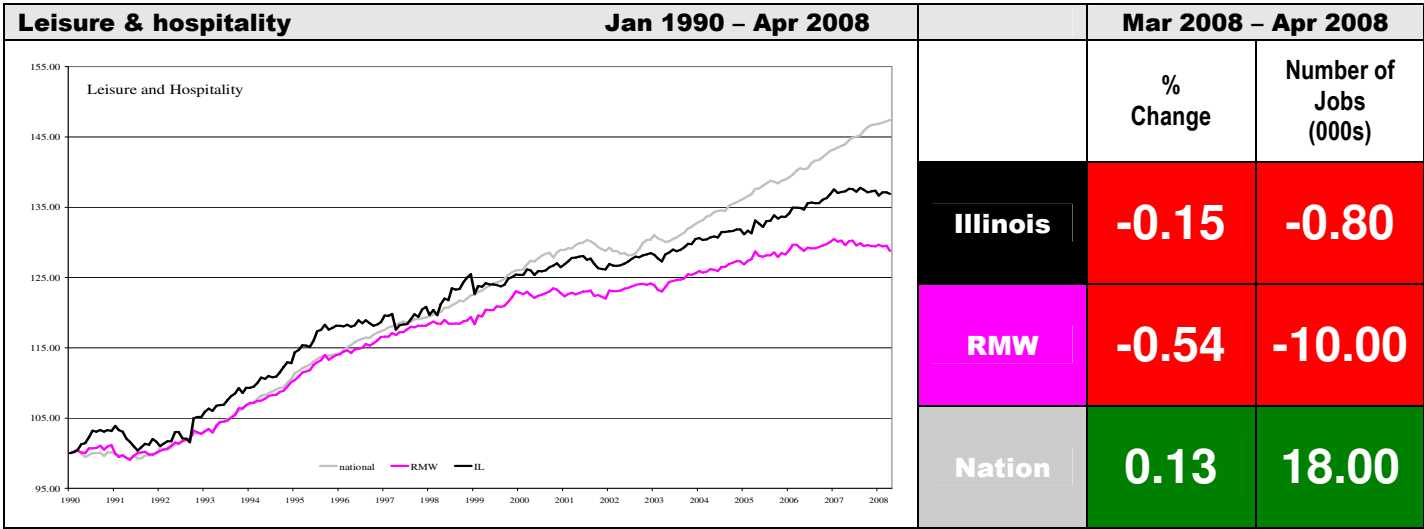


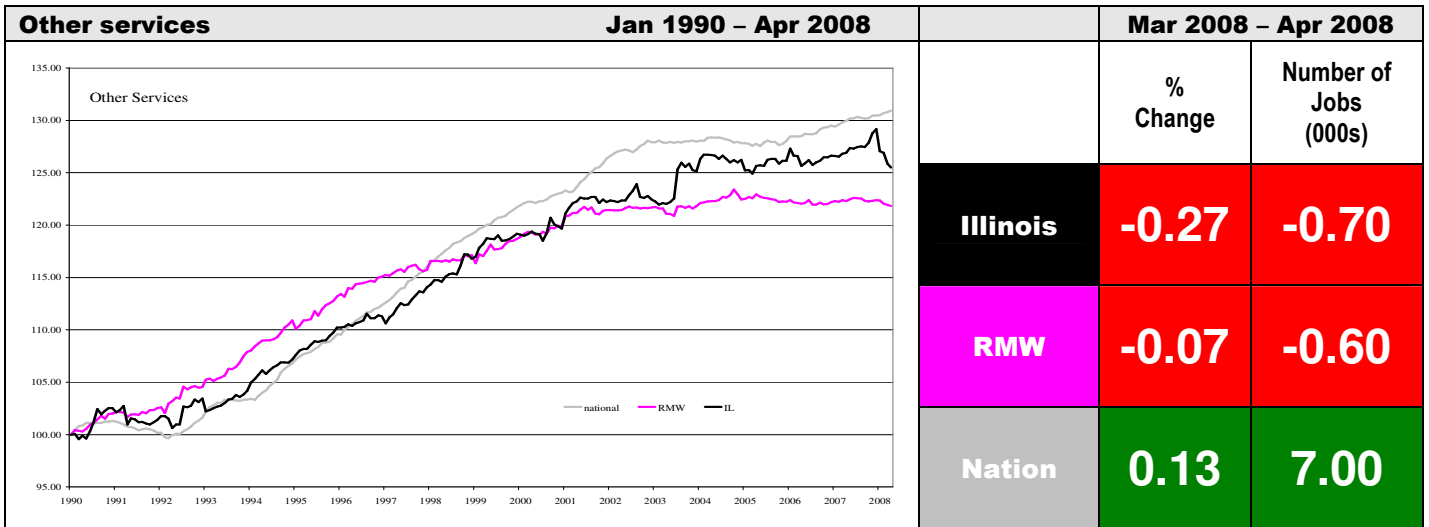
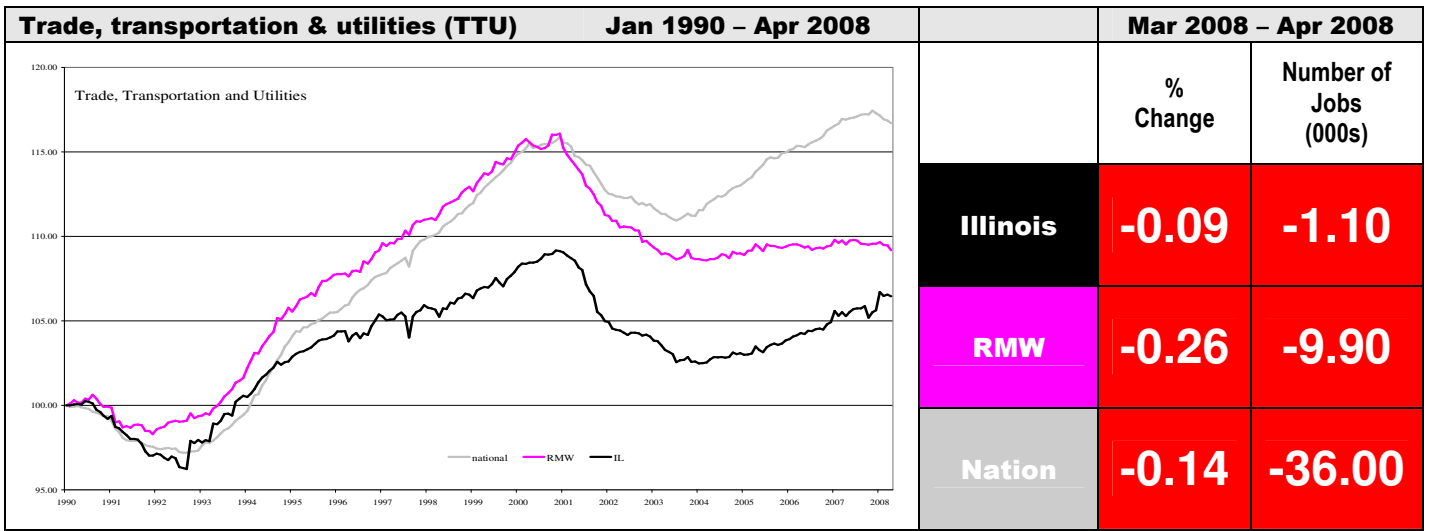
		Mar 2008 – Apr 2008	
		% Change	Number of Jobs (000s)
Illinois		0.02	0.20
RMW		0.05	1.60
Nation		0.08	18.00

Information Jan 1990 – Apr 2008



		Mar 2008 – Apr 2008	
		% Change	Number of Jobs (000s)
Illinois		-0.09	-0.10
RMW		0.18	0.60
Nation		-0.07	-2.00





ABOUT: The Illinois Coalition for Jobs, Growth & Prosperity is a not-for-profit 501-c-4 organization. Coalition founding members include the Chicagoland Chamber of Commerce, the Illinois Business Roundtable, the Illinois Civil Justice League, the Illinois Manufacturers' Association, and the Illinois State Chamber of Commerce. Established to provide Illinois voters with information about government-related issues that have a direct effect on jobs, the Coalition represents firms employing more than a million Illinois workers.