

# Illinois Job Index



## Illinois Coalition for Jobs, Growth & Prosperity

Release  
**09/23/2008**

Data  
**Jan 1990 / Aug 2008**

Issue  
**2008.9**

[www.real.uiuc.edu](http://www.real.uiuc.edu)

**For the September 2008 Illinois Job Index, the Coalition issued a negative rating. The nation continued with a negative growth for the eighth consecutive month. RMW also posted a negative growth.**

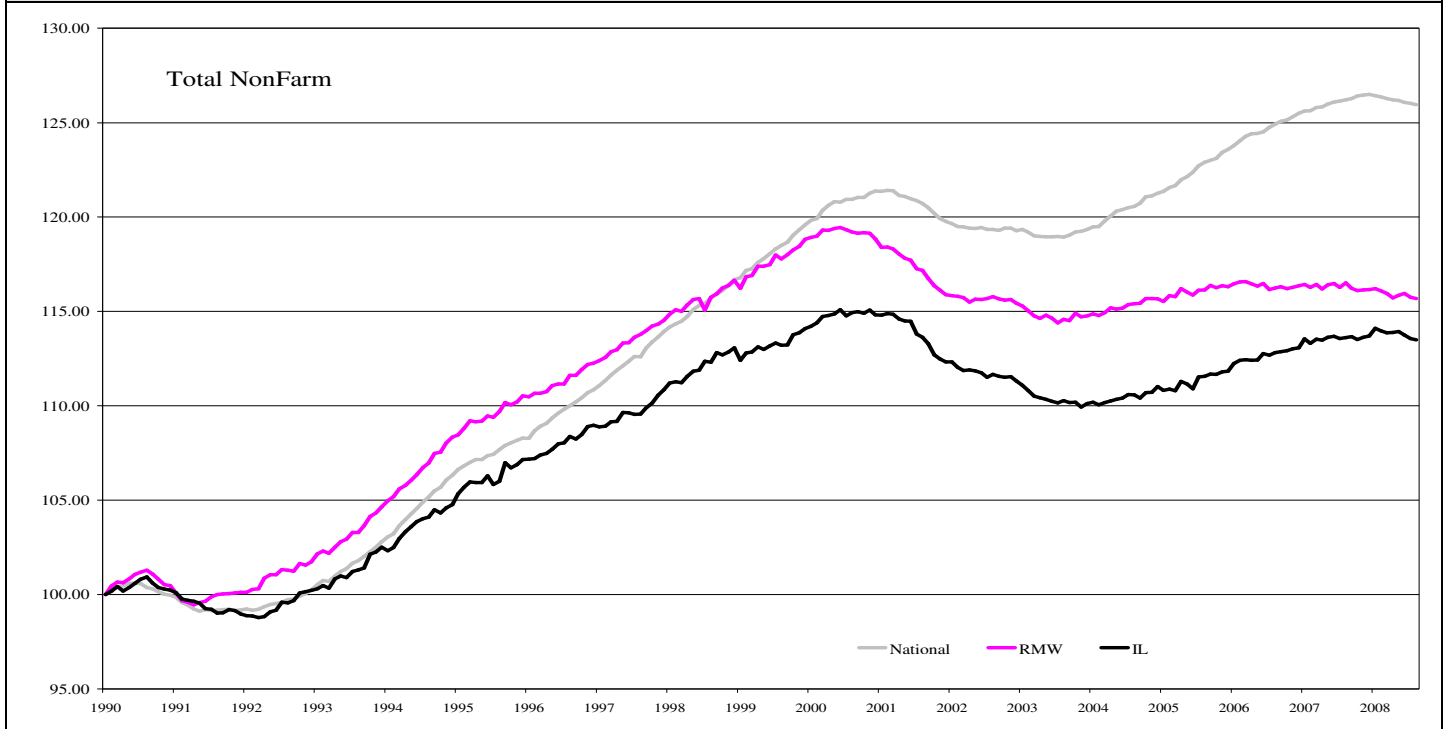
The Illinois Coalition for Jobs, Growth & Prosperity publishes the monthly Illinois Job Index and MSA Report as tools for elected officials, policy leaders and the public. We can better understand the Illinois economy and business climate by comparing and measuring Illinois employment growth rates against those of the Rest of the Midwest (RMW: Indiana, Iowa, Michigan, Missouri, Ohio and Wisconsin) and the Nation. Data and analysis is provided by the Illinois Economic Observatory / Regional Economics Applications Laboratory, University of Illinois.

↓	<b>September 2008 Negative</b>		<b>July 2008 – Aug 2008</b>		<b>Last 12 months</b>	
		<b>Total non-farm employment</b>	Growth Rate %	Number of Jobs	Growth Rate%	Number of Jobs
		Nation	-0.06	-84,000	-0.21	-283,000
		RMW	-0.05	-10,600	-0.70	-139,600
Illinois	-0.06	-3,500	-0.10	-6,000		

### Talking Points

<b>Illinois Notes</b>	<ul style="list-style-type: none"> <li>▪ In August 2008, Illinois lost 3,500 jobs at a rate of -0.06%, after the loss of 9,700 in July. Including August, Illinois has posted negative job changes five times in 2008.</li> <li>▪ By the end of August, Illinois averaged a monthly growth of -0.02% in 2008, which is smaller than both the average growth rate for 2007 of 0.05%, and the average growth rate in recent recovery period for Illinois since early 2004 of 0.07%.</li> <li>▪ Illinois, RMW, and the nation all lost jobs for the second consecutive month.</li> <li>▪ Over the last 12 months, Illinois payroll growth was 0.10%, better than the negative -0.21% growth of the nation. RMW continued with a negative rating of -0.70% for twelve months in a row.</li> <li>▪ Illinois has lost -1,300 jobs on average per month in 2008 so far, compared to 2,742 job increase per month in 2007.</li> <li>▪ Through August 2008, the cumulative job growth for the nation, Illinois and RMW compared to January 1900 stood at 25.95%, 13.49%, and 15.69%, respectively.</li> </ul>
<b>Nation Notes</b>	<ul style="list-style-type: none"> <li>▪ The nation lost 84,000 jobs in August, an amount larger than the forecast by economists of a loss of 75,000 jobs.</li> <li>▪ The nation has posted a net job loss for eighth consecutive months. The net job loss for 2008 is 605,000 so far.</li> <li>▪ The nation lost -283,000 jobs at -0.21% over last 12-month period.</li> <li>▪ While through August the nation posted negative growth for eight months in a row with average growth rate -0.05%, the average growth rate for 2007 was 0.07% and the average for the recent recovery period for the nation since September 2003 was 0.12%.</li> </ul>

## Total non-farm Employment growth rate Jan 1990 – Aug 2008



### Total no-farm Employment and Employment Index

	August 2008 Number of Jobs	Current Index to Jan 1990	Previous Peak Index to Jan 1990	Changes in Jobs since Jan 1990	Changes in Jobs since Pervious Peak
<b>Nation</b>	137,473,000	125.95	121.45 (Feb-2001)	28,322,000	4,943,000
<b>RMW</b>	19,765,400	115.69	119.44 (Jun-2000)	2,680,200	-641,700
<b>Illinois</b>	5,976,100	113.49	115.08 (Nov-2000)	710,500	-83,300

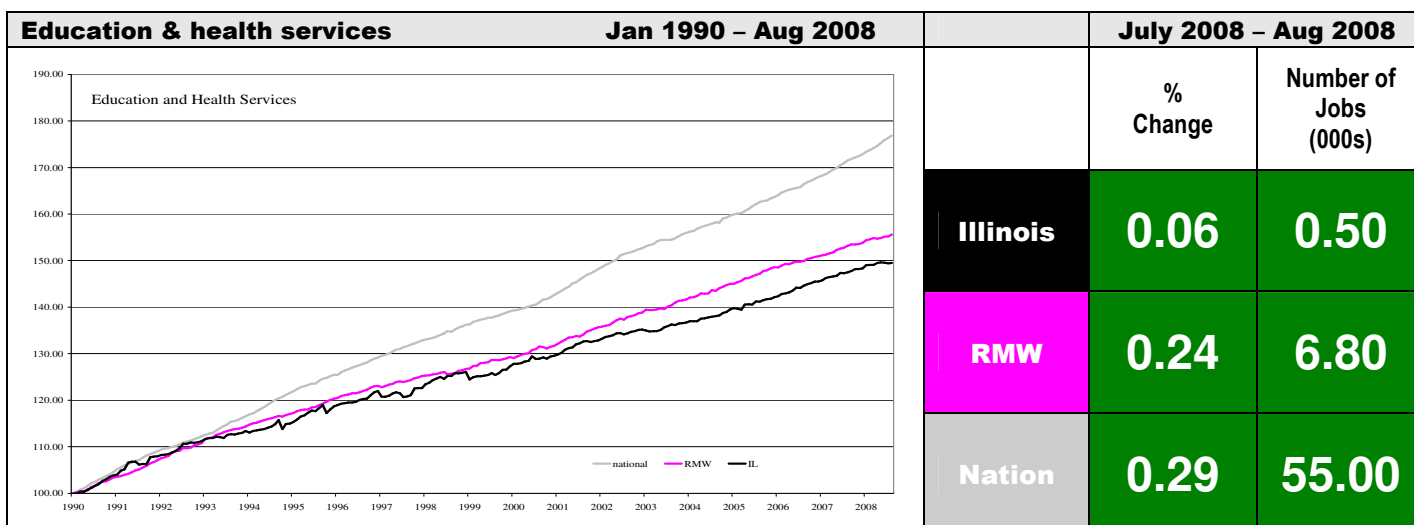
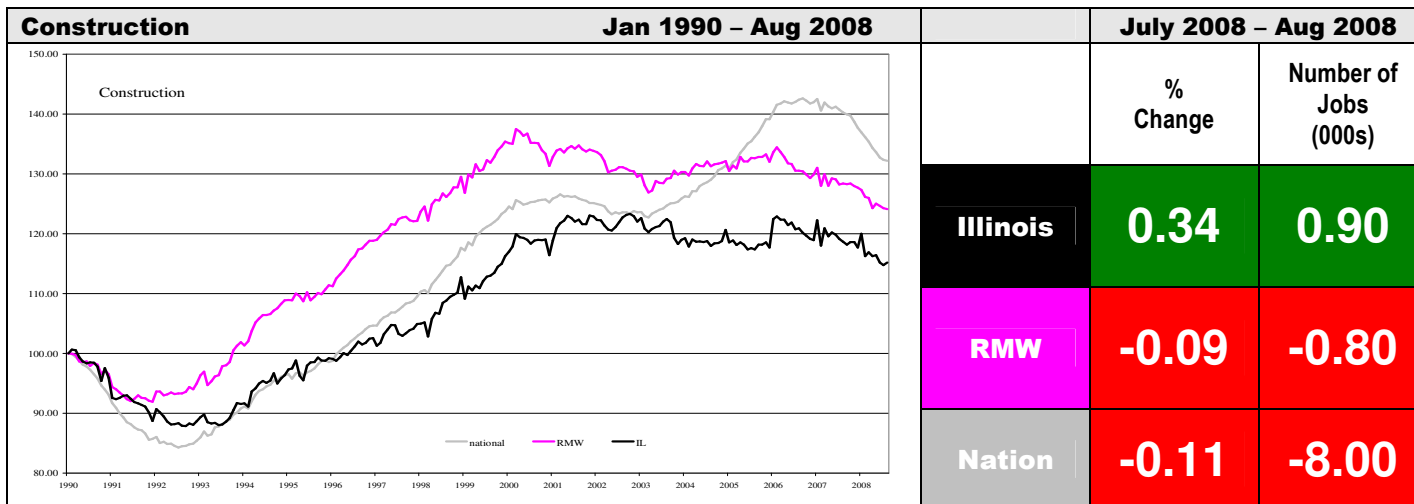
## By employment sector:

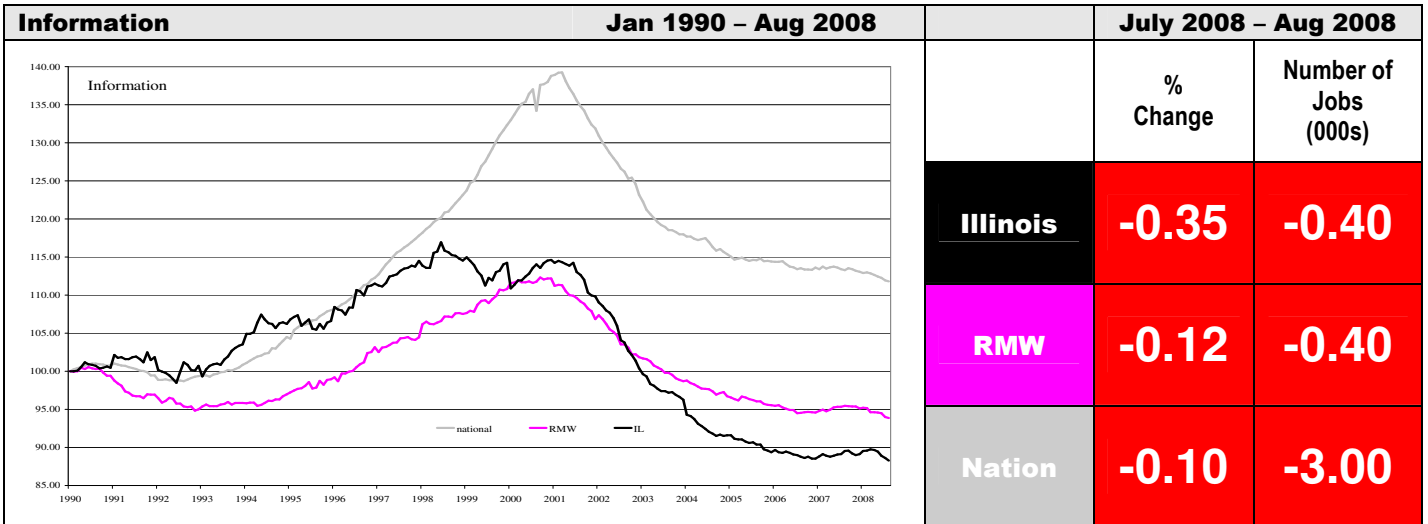
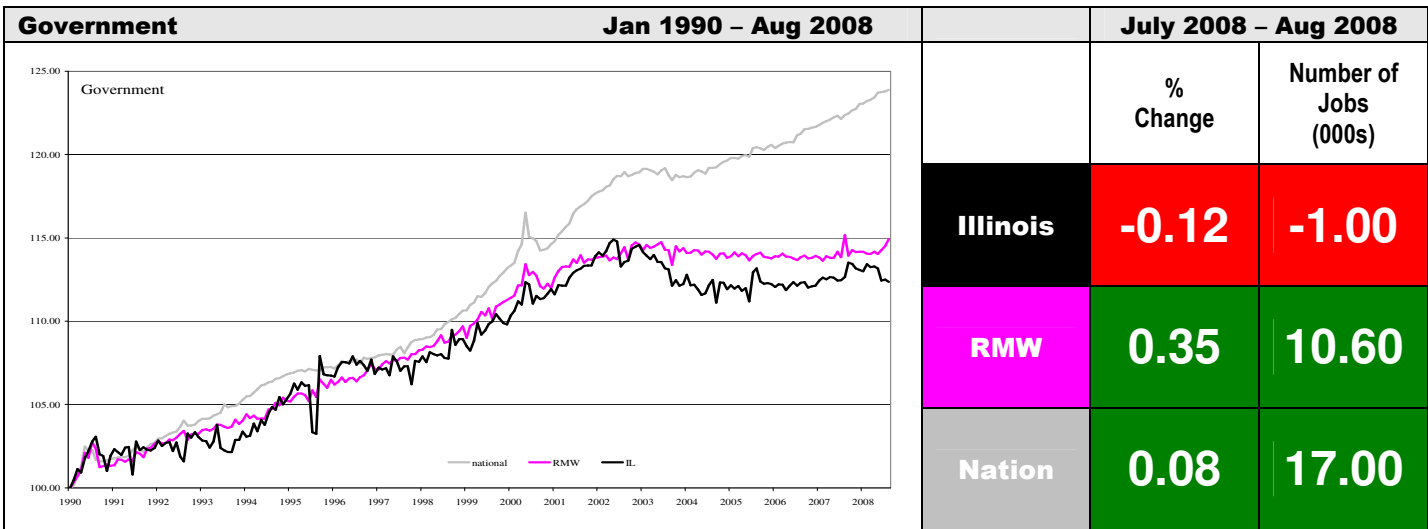
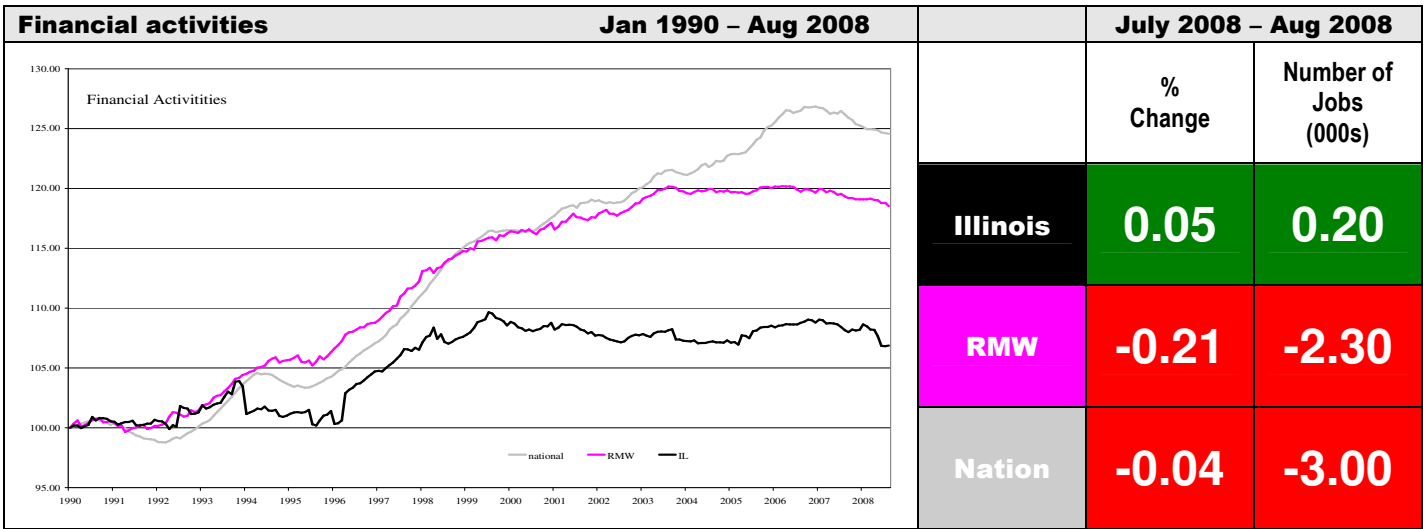
### Total non-farm Employment growth rate by sector

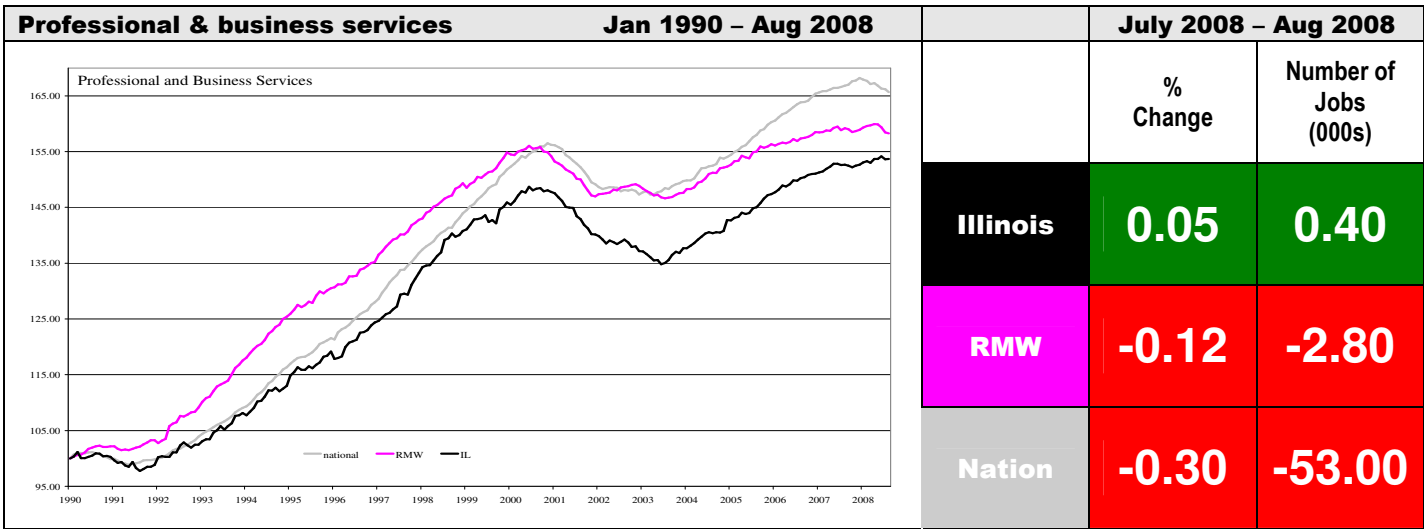
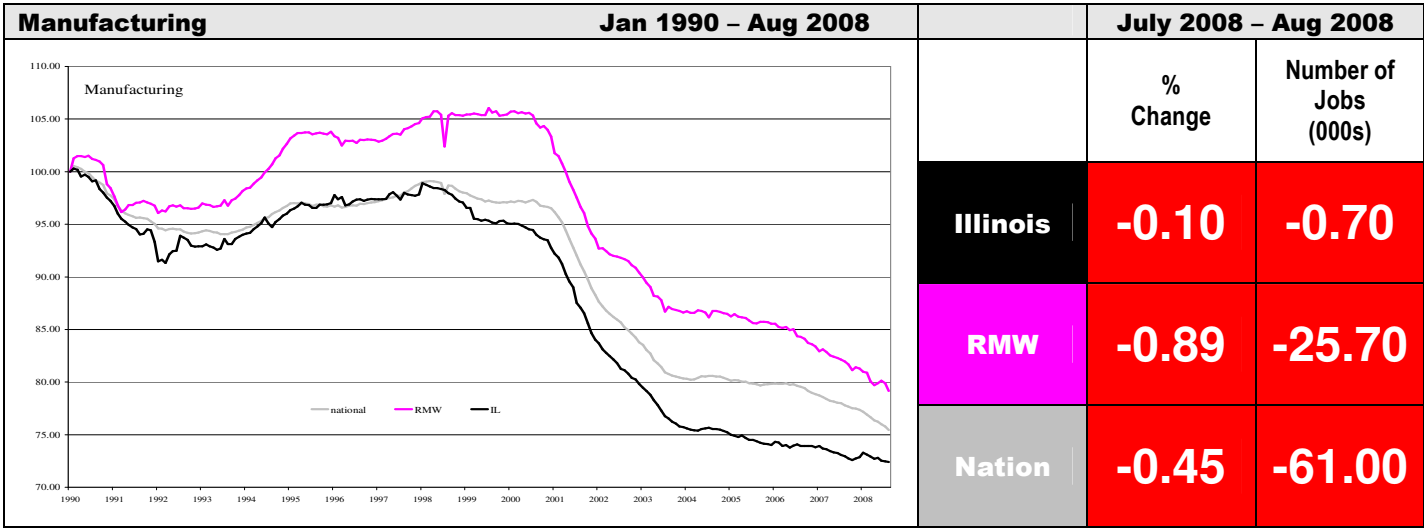
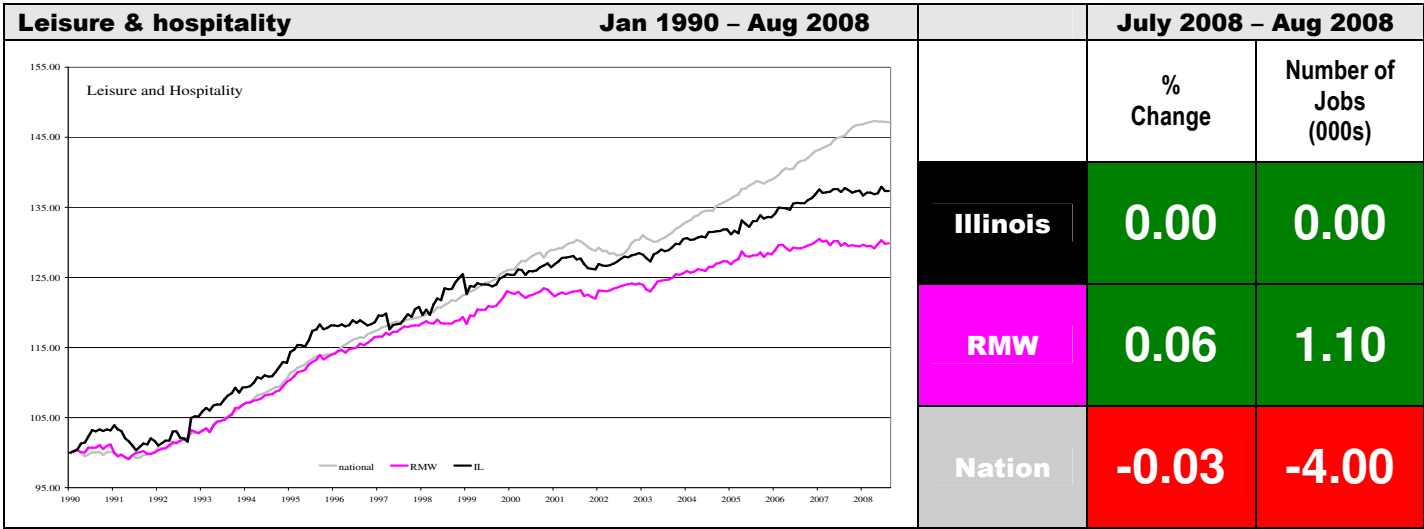
Monthly growth rates	July 2008 – Aug 2008			Jan 1990 – Aug 2008					
	Illinois vs. RMW	Illinois vs. Nation	Midwest vs. Nation	Illinois				RMW	Nation
				vs. RMW	vs. Nation	Number of Jobs	Rate %	Rate %	Rate %
Construction	+	+	+	-	-	34,500	15.17	24.15	32.20
Education & health	-	-	-	-	-	264,000	49.52	55.58	76.88
Financial activities	+	+	-	-	-	25,600	6.87	18.53	24.57
Government	-	-	+	-	-	93,200	12.36	14.92	23.88
Information	-	-	-	-	-	-15,300	-11.72	-6.13	11.80
Leisure & hospitality	-	+	+	+	-	144,100	37.33	29.89	47.15
Manufacturing	+	+	-	-	-	-254,900	-27.60	-20.84	-24.56
Professional & business services	+	+	+	-	-	306,500	53.70	58.27	65.68
Trade, transportation & utilities (TTU)	-	-	-	-	-	68,300	5.95	9.18	15.96
Other Services	-	+	+	+	-	54,900	26.73	21.75	30.96

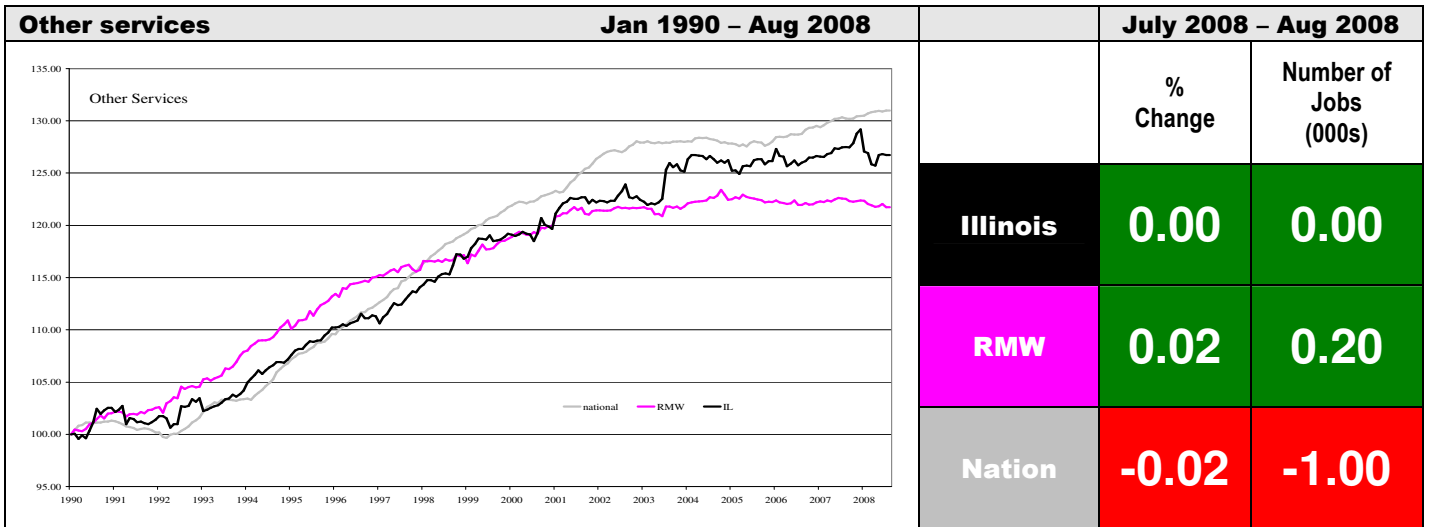
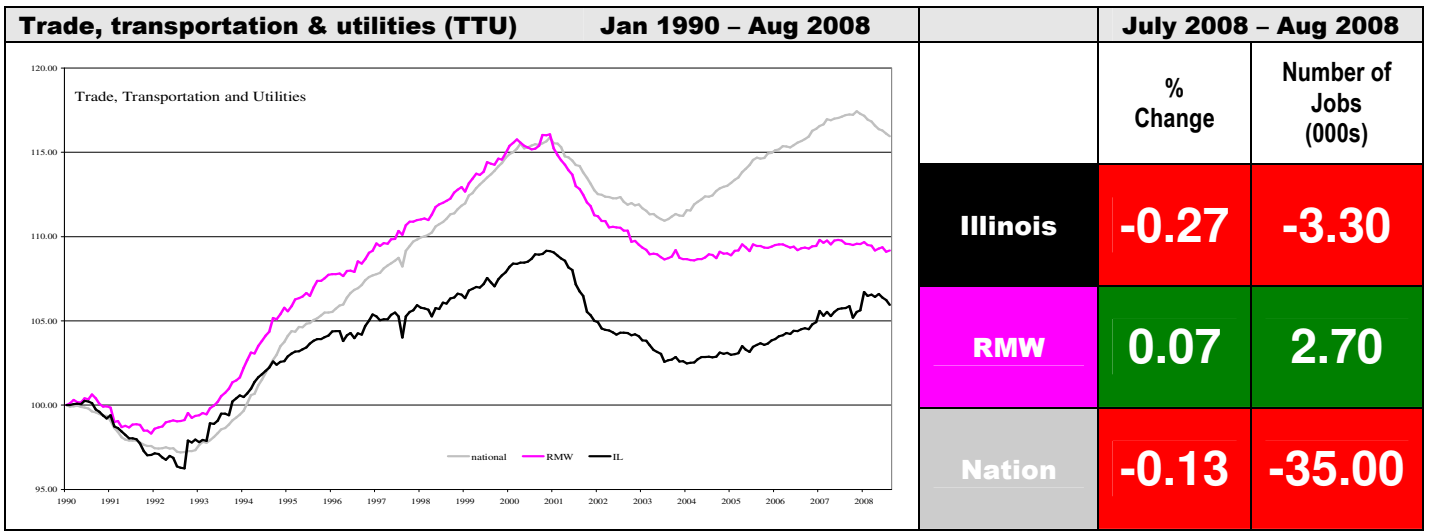
## Sector notes

- In August 2008, Illinois posted a job decline of -0.06%. Four sectors recorded net gains, four sectors faced net losses, and two sectors stayed in status quos. Compared to July, performance gains were recorded for Construction (-0.38% to 0.34%), Leisure and Hospitality (-0.43% to 0.00%), and Professional and business services (-0.35% to 0.05%), whereas Government (0.06% to -0.12%), Trade, transportation and utilities (-0.14% to -0.27%), and Manufacturing (-0.07% to -0.10%) faced major losses in performance.
- In August, notable gains at the national level were recorded for the following sectors:
  - Education and Health Services: 55,000 (0.29%)
  - Government: 19,000 (0.08%)
- Major losses at the national level in August were:
  - Manufacturing: -61,000 (-0.45%)
  - Professional Business Services: -53,000 (-0.30%)
  - Trade, transportation & utilities: -35,000 (-0.13%)
- For Illinois, the following sectors are notable in terms of job gains:
  - Construction: 900 (0.34%)
  - Education and Health Services: 500 (0.06%)
  - Professional Business Services: 400 (0.05%)
- Following are the major sectors that lost jobs in July:
  - Trade, transportation & utilities: -3,300 (-0.27%)
  - Government: -1,000 (-0.12%)
  - Manufacturing: -700 (-0.10%)
- For Illinois, in terms of 12-months aggregated account, Construction, Manufacturing, Financial activities, Government, Information, Leisure and Hospitality, and Other Services recorded net losses. The remaining three sectors maintained positive ratings. Education & health services and Professional & business services were two major contributors.









**ABOUT:** The Illinois Coalition for Jobs, Growth & Prosperity is a not-for-profit 501-c-4 organization. Coalition founding members include the Chicagoland Chamber of Commerce, the Illinois Business Roundtable, the Illinois Civil Justice League, the Illinois Manufacturers' Association, and the Illinois State Chamber of Commerce. Established to provide Illinois voters with information about government-related issues that have a direct effect on jobs, the Coalition represents firms employing more than a million Illinois workers.